

# Inca Community Services, Inc.

2017 Annual Agency Profile

## General Information

### Service Consumption

141,829 Annual Unlinked Trips (UPT)

### Service Supplied

812,163 Annual Vehicle Revenue Miles (VRM)

48,219 Annual Vehicle Revenue Hours (VRH)

### Summary of Operating Expenses (OE)

\$1,353,165 Total Operating Expenses

### Database Information

NTDID: 6R04-60205

Reporter Type: Rural General Public Transit

## Financial Information

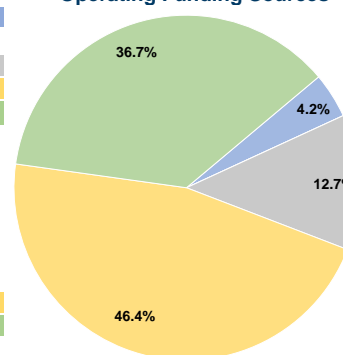
### Sources of Operating Funds Expended

Fare Revenues	\$57,498	4.2%
Local Funds	\$0	0.0%
State Funds	\$171,820	12.7%
Federal Assistance	\$627,470	46.4%
Other Funds	\$496,377	36.7%
<b>Total Operating Funds Expended</b>	<b>\$1,353,165</b>	<b>100.0%</b>

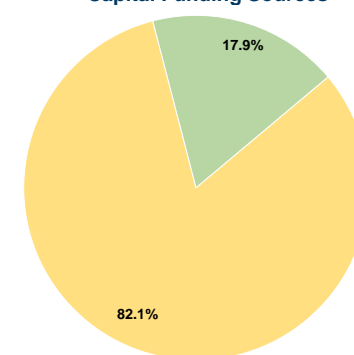
### Sources of Capital Funds Expended

Fare Revenues	\$0	0.0%
Local Funds	\$0	0.0%
State Funds	\$0	0.0%
Federal Assistance	\$473,515	82.1%
Other Funds	\$103,444	17.9%
<b>Total Capital Funds Expended</b>	<b>\$576,959</b>	<b>100.0%</b>

### Operating Funding Sources



### Capital Funding Sources



## Modal Characteristics

### Operation Characteristics

#### Vehicles Operated at Maximum Service

Mode	Directly Operated	Purchased Transportation	Operating Expenses	Fare Revenues	Uses of Capital Funds	Annual Unlinked Trips	Annual Vehicle Revenue Miles	Annual Vehicle Revenue Hours
Demand Response	52	-	\$1,353,165	\$57,498	\$576,959	141,829	812,163	48,219
<b>Total</b>	<b>52</b>	<b>-</b>	<b>\$1,353,165</b>	<b>\$57,498</b>	<b>\$576,959</b>	<b>141,829</b>	<b>812,163</b>	<b>48,219</b>

### Performance Measures

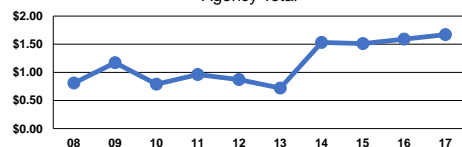
#### Service Efficiency

Mode	Operating Expenses per Vehicle Revenue Mile	Operating Expenses per Vehicle Revenue Hour
Demand Response	\$1.67	\$28.06
<b>Total</b>	<b>\$1.67</b>	<b>\$28.06</b>

#### Service Effectiveness

Mode	Operating Expenses per Unlinked Passenger Trip	Unlinked Trips per Vehicle Revenue Mile	Unlinked Trips per Vehicle Revenue Hour
Demand Response	\$9.54	0.2	2.9
<b>Total</b>	<b>\$9.54</b>	<b>0.2</b>	<b>2.9</b>

Operating Expense per Vehicle Revenue Mile:  
Agency Total



Unlinked Passenger Trips per Vehicle Revenue  
Mile: Agency Total

