

Incorporated County of Los Alamos

2017 Annual Agency Profile

General Information

Service Consumption

464,273 Annual Unlinked Trips (UPT)

Service Supplied

606,291 Annual Vehicle Revenue Miles (VRM)

32,200 Annual Vehicle Revenue Hours (VRH)

Summary of Operating Expenses (OE)

\$3,727,061 Total Operating Expenses

Database Information

NTDID: 6R03-60215

Reporter Type: Rural General Public Transit

Financial Information

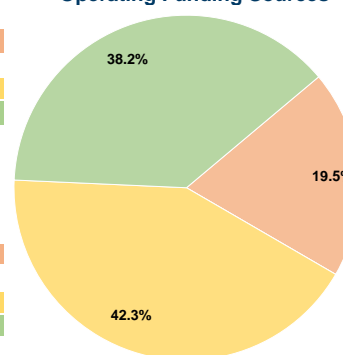
Sources of Operating Funds Expended

Fare Revenues	\$0	0.0%
Local Funds	\$726,204	19.5%
State Funds	\$0	0.0%
Federal Assistance	\$1,578,015	42.3%
Other Funds	\$1,422,842	38.2%
Total Operating Funds Expended	\$3,727,061	100.0%

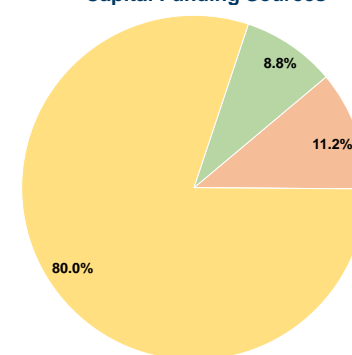
Sources of Capital Funds Expended

Fare Revenues	\$0	0.0%
Local Funds	\$83,825	11.2%
State Funds	\$0	0.0%
Federal Assistance	\$597,261	80.0%
Other Funds	\$65,491	8.8%
Total Capital Funds Expended	\$746,577	100.0%

Operating Funding Sources



Capital Funding Sources



Modal Characteristics

Operation Characteristics

Vehicles Operated at Maximum Service

Mode	Directly Operated	Purchased Transportation	Operating Expenses	Fare Revenues	Uses of Capital Funds	Annual Unlinked Trips	Annual Vehicle Revenue Miles	Annual Vehicle Revenue Hours
Demand Response	2	-	\$342,006	\$0	\$0	6,841	55,635	2,929
Bus	15	-	\$3,385,055	\$0	\$746,577	457,432	550,656	29,271
Total	17	-	\$3,727,061	\$0	\$746,577	464,273	606,291	32,200

Performance Measures

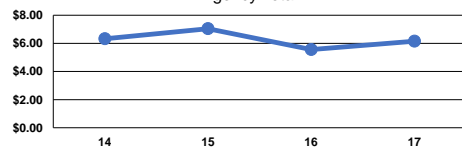
Service Efficiency

Mode	Operating Expenses per Vehicle Revenue Mile	Operating Expenses per Vehicle Revenue Hour
Demand Response	\$6.15	\$116.77
Bus	\$6.15	\$115.65
Total	\$6.15	\$115.75

Service Effectiveness

Mode	Operating Expenses per Unlinked Passenger Trip	Unlinked Trips per Vehicle Revenue Mile	Unlinked Trips per Vehicle Revenue Hour
Demand Response	\$49.99	0.1	2.3
Bus	\$7.40	0.8	15.6
Total	\$8.03	0.8	14.4

Operating Expense per Vehicle Revenue Mile: Agency Total



Unlinked Passenger Trips per Vehicle Revenue Mile: Agency Total

