

Iberville Sheriff's Office

2017 Annual Agency Profile

General Information

Service Consumption

9,483 Annual Unlinked Trips (UPT)

Service Supplied

184,447 Annual Vehicle Revenue Miles (VRM)

13,824 Annual Vehicle Revenue Hours (VRH)

Summary of Operating Expenses (OE)

\$424,078 Total Operating Expenses

Database Information

NTDID: 6R02-66267

Reporter Type: Rural General Public Transit

Financial Information

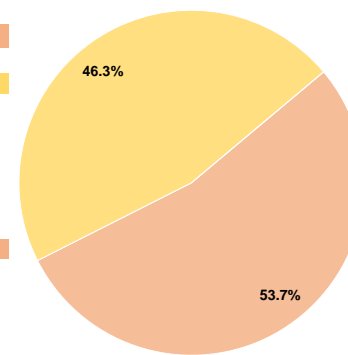
Sources of Operating Funds Expended

Fare Revenues	\$0	0.0%
Local Funds	\$227,596	53.7%
State Funds	\$0	0.0%
Federal Assistance	\$196,482	46.3%
Other Funds	\$0	0.0%
Total Operating Funds Expended	\$424,078	100.0%

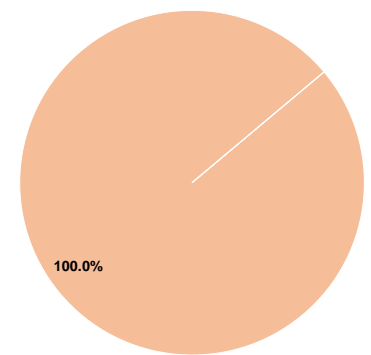
Sources of Capital Funds Expended

Fare Revenues	\$0	0.0%
Local Funds	\$44,000	100.0%
State Funds	\$0	0.0%
Federal Assistance	\$0	0.0%
Other Funds	\$0	0.0%
Total Capital Funds Expended	\$44,000	100.0%

Operating Funding Sources



Capital Funding Sources



Modal Characteristics

Operation Characteristics

Vehicles Operated at Maximum Service

Mode	Directly Operated	Purchased Transportation	Operating Expenses	Fare Revenues	Uses of Capital Funds	Annual Unlinked Trips	Annual Vehicle Revenue Miles	Annual Vehicle Revenue Hours
Demand Response	8	-	\$424,078	\$0	\$44,000	9,483	184,447	13,824
Total	8	-	\$424,078	\$0	\$44,000	9,483	184,447	13,824

Performance Measures

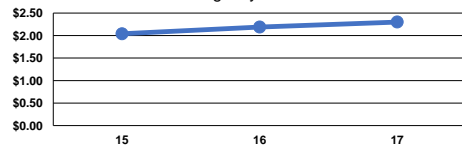
Service Efficiency

Mode	Operating Expenses per Vehicle Revenue Mile	Operating Expenses per Vehicle Revenue Hour
Demand Response	\$2.30	\$30.68
Total	\$2.30	\$30.68

Service Effectiveness

Mode	Operating Expenses per Unlinked Passenger Trip	Unlinked Trips per Vehicle Revenue Mile	Unlinked Trips per Vehicle Revenue Hour
Demand Response	\$44.72	0.1	0.7
Total	\$44.72	0.1	0.7

Operating Expense per Vehicle Revenue Mile: Agency Total



Unlinked Passenger Trips per Vehicle Revenue Mile: Agency Total

