

Washington Parish Council on Aging

2017 Annual Agency Profile

General Information

Service Consumption

11,763 Annual Unlinked Trips (UPT)

Service Supplied

100,237 Annual Vehicle Revenue Miles (VRM)

6,151 Annual Vehicle Revenue Hours (VRH)

Summary of Operating Expenses (OE)

\$460,169 Total Operating Expenses

Database Information

NTDID: 6R02-60168

Reporter Type: Rural General Public Transit

Financial Information

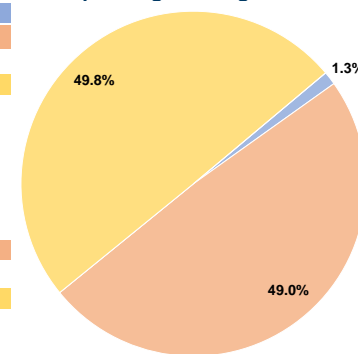
Sources of Operating Funds Expended

Fare Revenues	\$5,774	1.3%
Local Funds	\$225,418	49.0%
State Funds	\$0	0.0%
Federal Assistance	\$228,977	49.8%
Other Funds	\$0	0.0%
Total Operating Funds Expended	\$460,169	100.0%

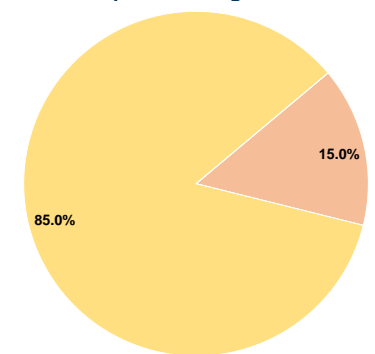
Sources of Capital Funds Expended

Fare Revenues	\$0	0.0%
Local Funds	\$5,896	15.0%
State Funds	\$0	0.0%
Federal Assistance	\$33,412	85.0%
Other Funds	\$0	0.0%
Total Capital Funds Expended	\$39,308	100.0%

Operating Funding Sources



Capital Funding Sources



Modal Characteristics

Operation Characteristics

Vehicles Operated at Maximum Service

Mode	Directly Operated	Purchased Transportation	Operating Expenses	Fare Revenues	Uses of Capital Funds	Annual Unlinked Trips	Annual Vehicle Revenue Miles	Annual Vehicle Revenue Hours
Demand Response	8	-	\$460,169	\$5,774	\$39,308	11,763	100,237	6,151
Total	8	-	\$460,169	\$5,774	\$39,308	11,763	100,237	6,151

Performance Measures

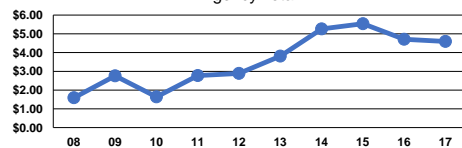
Service Efficiency

Mode	Operating Expenses per Vehicle Revenue Mile	Operating Expenses per Vehicle Revenue Hour
Demand Response	\$4.59	\$74.81
Total	\$4.59	\$74.81

Service Effectiveness

Mode	Operating Expenses per Unlinked Passenger Trip	Unlinked Trips per Vehicle Revenue Mile	Unlinked Trips per Vehicle Revenue Hour
Demand Response	\$39.12	0.1	1.9
Total	\$39.12	0.1	1.9

Operating Expense per Vehicle Revenue Mile:
Agency Total



Unlinked Passenger Trips per Vehicle Revenue
Mile: Agency Total

