

# Area Agency on Aging of Southeast Arkansas DBA Southeast Arkansas Transportation

2017 Annual Agency Profile

## General Information

### Service Consumption

227,868 Annual Unlinked Trips (UPT)

### Service Supplied

4,169,321 Annual Vehicle Revenue Miles (VRM)

173,534 Annual Vehicle Revenue Hours (VRH)

### Summary of Operating Expenses (OE)

\$5,494,197 Total Operating Expenses

### Database Information

NTDID: 6R01-60140

Reporter Type: Rural General Public Transit

## Financial Information

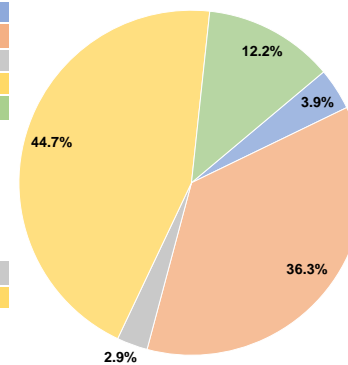
### Sources of Operating Funds Expended

Fare Revenues	\$216,292	3.9%
Local Funds	\$1,995,654	36.3%
State Funds	\$158,727	2.9%
Federal Assistance	\$2,453,524	44.7%
Other Funds	\$670,000	12.2%
<b>Total Operating Funds Expended</b>	<b>\$5,494,197</b>	<b>100.0%</b>

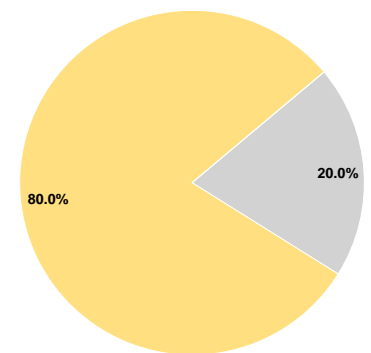
### Sources of Capital Funds Expended

Fare Revenues	\$0	0.0%
Local Funds	\$0	0.0%
State Funds	\$209,111	20.0%
Federal Assistance	\$836,442	80.0%
Other Funds	\$0	0.0%
<b>Total Capital Funds Expended</b>	<b>\$1,045,553</b>	<b>100.0%</b>

### Operating Funding Sources



### Capital Funding Sources



## Modal Characteristics

### Operation Characteristics

#### Vehicles Operated at Maximum Service

Mode	Directly Operated	Purchased Transportation	Operating Expenses	Fare Revenues	Uses of Capital Funds	Annual Unlinked Trips	Annual Vehicle Revenue Miles	Annual Vehicle Revenue Hours
Demand Response	85	-	\$5,494,197	\$216,292	\$1,045,553	227,868	4,169,321	173,534
<b>Total</b>	<b>85</b>	<b>-</b>	<b>\$5,494,197</b>	<b>\$216,292</b>	<b>\$1,045,553</b>	<b>227,868</b>	<b>4,169,321</b>	<b>173,534</b>

### Performance Measures

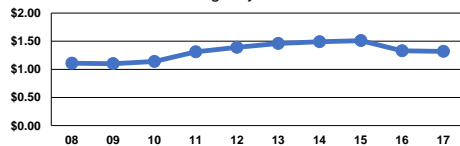
#### Service Efficiency

Mode	Operating Expenses per Vehicle Revenue Mile	Operating Expenses per Vehicle Revenue Hour
Demand Response	\$1.32	\$31.66
<b>Total</b>	<b>\$1.32</b>	<b>\$31.66</b>

#### Service Effectiveness

Mode	Operating Expenses per Unlinked Passenger Trip	Unlinked Trips per Vehicle Revenue Mile	Unlinked Trips per Vehicle Revenue Hour
Demand Response	\$24.11	0.1	1.3
<b>Total</b>	<b>\$24.11</b>	<b>0.1</b>	<b>1.3</b>

Operating Expense per Vehicle Revenue Mile:  
Agency Total



Unlinked Passenger Trips per Vehicle Revenue  
Mile: Agency Total

