

Community Services, Inc.

2017 Annual Agency Profile

General Information

Urbanized Area (UZA) Statistics - 2010 Census

Dallas-Fort Worth-Arlington, TX
1,779 **Square Miles**
5,121,892 **Population**
6 **Pop. Rank out of 498 UZAs**

Other UZAs Served

0 Texas Non-UZA

Service Area Statistics

1,945 **Square Miles**
217,022 **Population**

Service Consumption

54,862 **Annual Unlinked Trips (UPT)**

Service Supplied

218,623 **Annual Vehicle Revenue Miles (VRM)**
11,429 **Annual Vehicle Revenue Hours (VRH)**

Database Information

NTDID: 60260

Reporter Type: Reduced Reporter

Financial Information

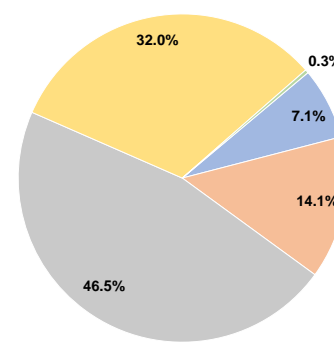
Sources of Operating Funds Expended

Fare Revenues	\$70,461	7.1%
Local Funds	\$140,150	14.1%
State Funds	\$463,853	46.5%
Federal Assistance	\$318,826	32.0%
Other Funds	\$3,353	0.3%
Total Operating Funds Expended	\$996,643	100.0%

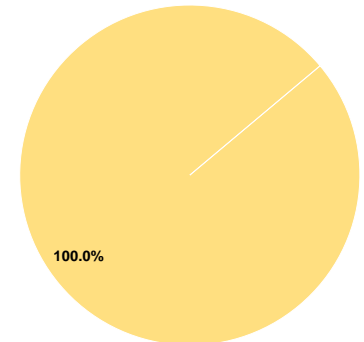
Sources of Capital Funds Expended

Fare Revenues	\$0	0.0%
Local Funds	\$0	0.0%
State Funds	\$0	0.0%
Federal Assistance	\$83,611	100.0%
Other Funds	\$0	0.0%
Total Capital Funds Expended	\$83,611	100.0%

Operating Funding Sources



Capital Funding Sources



Modal Characteristics

Operation Characteristics

Vehicles Operated at Maximum Service

Mode	Directly Operated	Purchased Transportation	Operating Expenses	Fare Revenues	Uses of Capital Funds	Annual Unlinked Trips	Annual Vehicle Revenue Miles	Annual Vehicle Revenue Hours	Average Fleet Age in Years ^a
Demand Response	8	-	\$996,643	\$70,461	\$83,611	54,862	218,623	11,429	4.5
Total	8	-	\$996,643	\$70,461	\$83,611	54,862	218,623	11,429	


Performance Measures

Service Efficiency

Mode	Operating Expenses per Vehicle Revenue Mile	Operating Expenses per Vehicle Revenue Hour
Demand Response	\$4.56	\$87.20
Total	\$4.56	\$87.20

Service Effectiveness

Mode	Operating Expenses per Unlinked Passenger Trip	Unlinked Trips per Vehicle Revenue Mile	Unlinked Trips per Vehicle Revenue Hour
Demand Response	\$18.17	0.3	4.8
Total	\$18.17	0.3	4.8



Notes:

^aDemand Response - Taxi (DT) and non-dedicated fleets do not report fleet age data.