

City of Farmington DBA : Red Apple Transit

2017 Annual Agency Profile

General Information

Urbanized Area (UZA) Statistics - 2010 Census

Farmington, NM
35 Square Miles
53,049 Population
477 Pop. Rank out of 498 UZAs

Other UZAs Served

0 New Mexico Non-UZA

Service Area Statistics

306 Square Miles
96,925 Population

Service Consumption

125,845 Annual Unlinked Trips (UPT)

Service Supplied

302,863 Annual Vehicle Revenue Miles (VRM)
20,509 Annual Vehicle Revenue Hours (VRH)

Database Information

NTDID: 60100

Reporter Type: Reduced Reporter

Financial Information

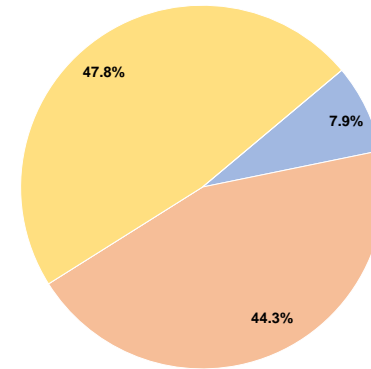
Sources of Operating Funds Expended

Fare Revenues	\$79,808	7.9%
Local Funds	\$447,509	44.3%
State Funds	\$0	0.0%
Federal Assistance	\$483,300	47.8%
Other Funds	\$0	0.0%
Total Operating Funds Expended	\$1,010,617	100.0%

Sources of Capital Funds Expended

Fare Revenues	\$0
Local Funds	\$0
State Funds	\$0
Federal Assistance	\$0
Other Funds	\$0
Total Capital Funds Expended	\$0

Operating Funding Sources



Modal Characteristics

Operation Characteristics

Vehicles Operated at Maximum Service

Mode	Directly Operated	Purchased Transportation	Operating Expenses	Fare Revenues	Uses of Capital Funds	Annual Unlinked Trips	Annual Vehicle Revenue Miles	Annual Vehicle Revenue Hours	Average Fleet Age in Years ^a
Demand Response	-	2	\$50,531	\$7,981	\$0	4,017	30,971	2,590	5.0
Bus	-	8	\$960,086	\$71,827	\$0	121,828	271,892	17,919	3.3
Total	-	10	\$1,010,617	\$79,808	\$0	125,845	302,863	20,509	

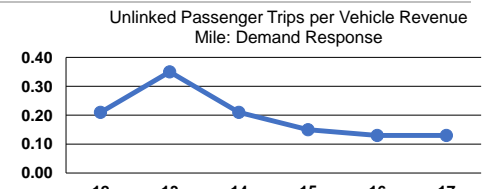
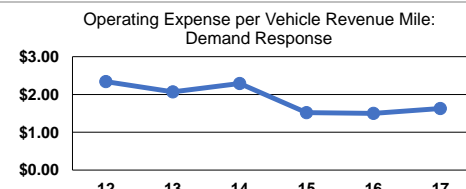
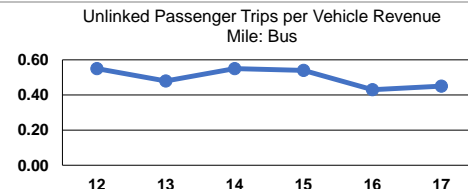
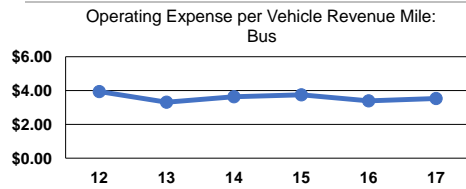
Performance Measures

Service Efficiency

Mode	Operating Expenses per Vehicle Revenue Mile	Operating Expenses per Vehicle Revenue Hour
Demand Response	\$1.63	\$19.51
Bus	\$3.53	\$53.58
Total	\$3.34	\$49.28

Service Effectiveness

Mode	Operating Expenses per Unlinked Passenger Trip	Unlinked Trips per Vehicle Revenue Mile	Unlinked Trips per Vehicle Revenue Hour
Demand Response	\$12.58	0.1	1.6
Bus	\$7.88	0.4	6.8
Total	\$8.03	0.4	6.1



Notes:

^aDemand Response - Taxi (DT) and non-dedicated fleets do not report fleet age data.