

General Information

Service Consumption

37,751 Annual Unlinked Trips (UPT)

Service Supplied

143,724 Annual Vehicle Revenue Miles (VRM)
13,394 Annual Vehicle Revenue Hours (VRH)

Summary of Operating Expenses (OE)

\$316,445 Total Operating Expenses

Database Information

NTDID: 5R06-50490

Reporter Type: Rural General Public Transit

Financial Information

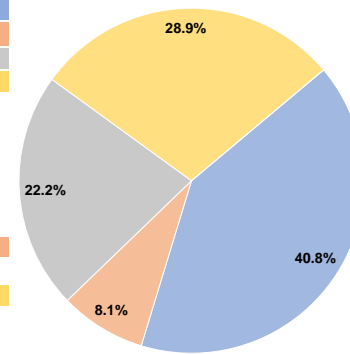
Sources of Operating Funds Expended

Fare Revenues	\$129,163	40.8%
Local Funds	\$25,599	8.1%
State Funds	\$70,263	22.2%
Federal Assistance	\$91,420	28.9%
Other Funds	\$0	0.0%
Total Operating Funds Expended	\$316,445	100.0%

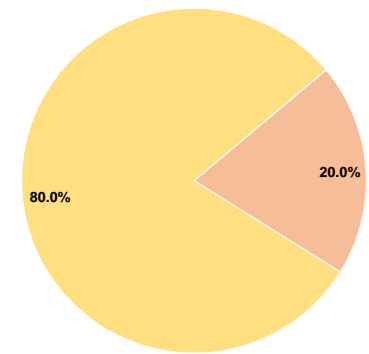
Sources of Capital Funds Expended

Fare Revenues	\$0	0.0%
Local Funds	\$13,155	20.0%
State Funds	\$0	0.0%
Federal Assistance	\$52,620	80.0%
Other Funds	\$0	0.0%
Total Capital Funds Expended	\$65,775	100.0%

Operating Funding Sources



Capital Funding Sources



Modal Characteristics

Operation Characteristics

Vehicles Operated at Maximum Service

Mode	Directly Operated	Purchased Transportation	Operating Expenses	Fare Revenues	Uses of Capital Funds	Annual Unlinked Trips	Annual Vehicle Revenue Miles	Annual Vehicle Revenue Hours
Demand Response - Taxi	-	5	\$316,445	\$129,163	\$65,775	37,751	143,724	13,394
Total	-	5	\$316,445	\$129,163	\$65,775	37,751	143,724	13,394

Performance Measures

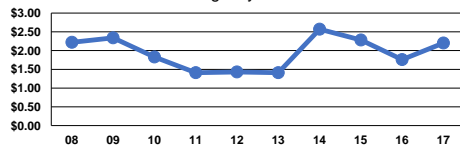
Service Efficiency

Mode	Operating Expenses per Vehicle Revenue Mile	Operating Expenses per Vehicle Revenue Hour
Demand Response - Taxi	\$2.20	\$23.63
Total	\$2.20	\$23.63

Service Effectiveness

Mode	Operating Expenses per Unlinked Passenger Trip	Unlinked Trips per Vehicle Revenue Mile	Unlinked Trips per Vehicle Revenue Hour
Demand Response - Taxi	\$8.38	0.3	2.8
Total	\$8.38	0.3	2.8

Operating Expense per Vehicle Revenue Mile: Agency Total



Unlinked Passenger Trips per Vehicle Revenue Mile: Agency Total

