

City of Wisconsin Rapids

2017 Annual Agency Profile

General Information

Service Consumption

97,503 Annual Unlinked Trips (UPT)

Service Supplied

439,723 Annual Vehicle Revenue Miles (VRM)

40,177 Annual Vehicle Revenue Hours (VRH)

Summary of Operating Expenses (OE)

\$859,866 Total Operating Expenses

Database Information

NTDID: 5R06-50405

Reporter Type: Rural General Public Transit

Financial Information

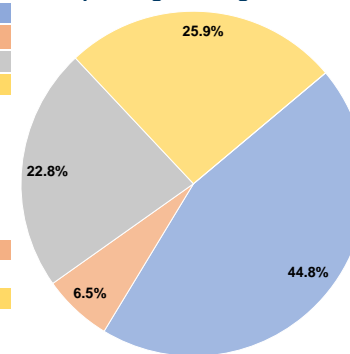
Sources of Operating Funds Expended

Fare Revenues	\$385,065	44.8%
Local Funds	\$56,053	6.5%
State Funds	\$196,108	22.8%
Federal Assistance	\$222,640	25.9%
Other Funds	\$0	0.0%
Total Operating Funds Expended	\$859,866	100.0%

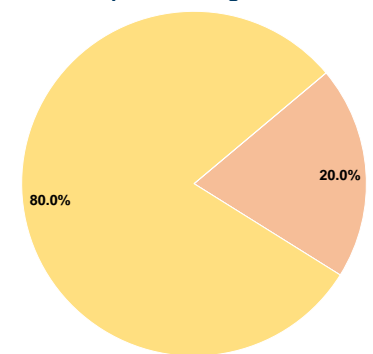
Sources of Capital Funds Expended

Fare Revenues	\$0	0.0%
Local Funds	\$13,898	20.0%
State Funds	\$0	0.0%
Federal Assistance	\$55,592	80.0%
Other Funds	\$0	0.0%
Total Capital Funds Expended	\$69,490	100.0%

Operating Funding Sources



Capital Funding Sources



Modal Characteristics

Operation Characteristics

Vehicles Operated at Maximum Service

Mode	Directly Operated	Purchased Transportation	Operating Expenses	Fare Revenues	Uses of Capital Funds	Annual Unlinked Trips	Annual Vehicle Revenue Miles	Annual Vehicle Revenue Hours
Demand Response - Taxi	-	8	\$859,866	\$385,065	\$69,490	97,503	439,723	40,177
Total	-	8	\$859,866	\$385,065	\$69,490	97,503	439,723	40,177

Performance Measures

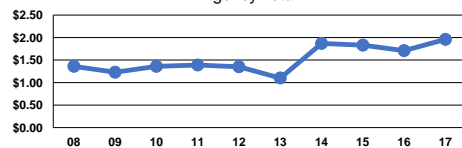
Service Efficiency

Mode	Operating Expenses per Vehicle Revenue Mile	Operating Expenses per Vehicle Revenue Hour
Demand Response - Taxi	\$1.96	\$21.40
Total	\$1.96	\$21.40

Service Effectiveness

Mode	Operating Expenses per Unlinked Passenger Trip	Unlinked Trips per Vehicle Revenue Mile	Unlinked Trips per Vehicle Revenue Hour
Demand Response - Taxi	\$8.82	0.2	2.4
Total	\$8.82	0.2	2.4

Operating Expense per Vehicle Revenue Mile: Agency Total



Unlinked Passenger Trips per Vehicle Revenue Mile: Agency Total

