http://www.ci.watertown.wi.us
106 Jones Street
Watertown, WI 53094

City of Watertown

2017 Annual Agency Profile

General Information

Service Consumption

96,145 **Annual Unlinked Trips (UPT)**

Service Supplied

296,379 **Annual Vehicle Revenue Miles (VRM)**
28,321 **Annual Vehicle Revenue Hours (VRH)**

Summary of Operating Expenses (OE)

$734,073 **Total Operating Expenses**

Database Information

NTDID: 5R06-50319
Reporter Type: Rural General Public Transit

Financial Information

Sources of Operating Funds Expended

Fare Revenues	$293,765	40.0%
Local Funds	$31,222	4.3%
State Funds	$174,183	23.7%
Federal Assistance	$234,903	32.0%
Other Funds	$0	0.0%
Total Operating Funds Expended	**$734,073**	100.0%

Sources of Capital Funds Expended

Fare Revenues	$0	0.0%
Local Funds	$15,221	20.0%
State Funds	$0	0.0%
Federal Assistance	$60,882	80.0%
Other Funds	$0	0.0%
Total Capital Funds Expended	**$76,103**	100.0%

Operating Funding Sources

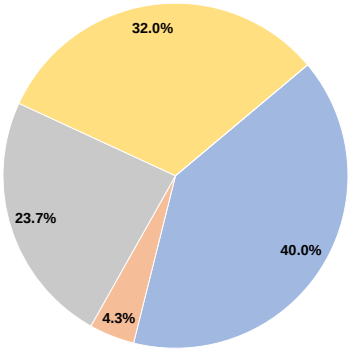

Capital Funding Sources

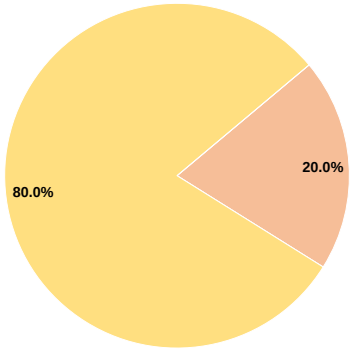

Modal Characteristics

Operation Characteristics

Mode	Vehicles Operated at Maximum Service: Directly Operated	Vehicles Operated at Maximum Service: Purchased Transportation	Operating Expenses	Fare Revenues	Uses of Capital Funds	Annual Unlinked Trips	Annual Vehicle Revenue Miles	Annual Vehicle Revenue Hours
Demand Response - Taxi	-	8	$734,073	$293,765	$76,103	96,145	296,379	28,321
Total	**-**	**8**	**$734,073**	**$293,765**	**$76,103**	**96,145**	**296,379**	**28,321**

Performance Measures

Service Efficiency

Mode	Operating Expenses per Vehicle Revenue Mile	Operating Expenses per Vehicle Revenue Hour
Demand Response - Taxi	$2.48	$25.92
Total	**$2.48**	**$25.92**

Service Effectiveness

Mode	Operating Expenses per Unlinked Passenger Trip	Unlinked Trips per Vehicle Revenue Mile	Unlinked Trips per Vehicle Revenue Hour
Demand Response - Taxi	$7.64	0.3	3.4
Total	**$7.64**	**0.3**	**3.4**

Operating Expense per Vehicle Revenue Mile: Agency Total

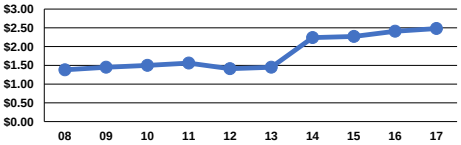
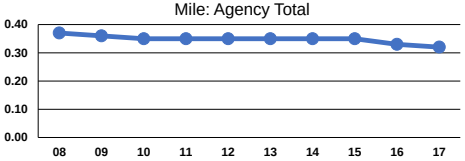
Unlinked Passenger Trips per Vehicle Revenue Mile: Agency Total