

General Information

Service Consumption

107,588 Annual Unlinked Trips (UPT)

Service Supplied

300,365 Annual Vehicle Revenue Miles (VRM)

29,851 Annual Vehicle Revenue Hours (VRH)

Summary of Operating Expenses (OE)

\$723,259 Total Operating Expenses

Database Information

NTDID: 5R06-50257

Reporter Type: Rural General Public Transit

Financial Information

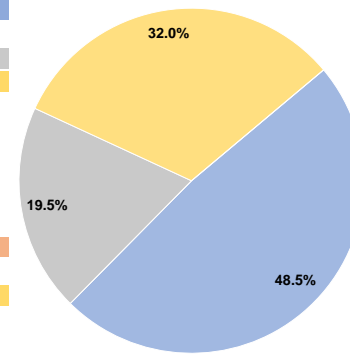
Sources of Operating Funds Expended

Fare Revenues	\$350,893	48.5%
Local Funds	\$0	0.0%
State Funds	\$140,924	19.5%
Federal Assistance	\$231,442	32.0%
Other Funds	\$0	0.0%
Total Operating Funds Expended	\$723,259	100.0%

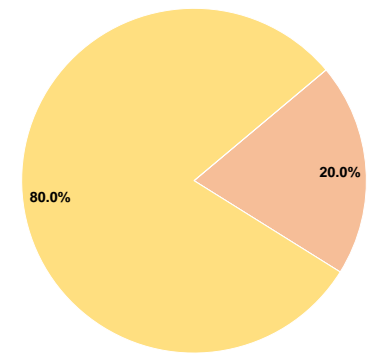
Sources of Capital Funds Expended

Fare Revenues	\$0	0.0%
Local Funds	\$22,604	20.0%
State Funds	\$0	0.0%
Federal Assistance	\$90,415	80.0%
Other Funds	\$0	0.0%
Total Capital Funds Expended	\$113,019	100.0%

Operating Funding Sources



Capital Funding Sources



Modal Characteristics

Operation Characteristics

Vehicles Operated at Maximum Service

Mode	Directly Operated	Purchased Transportation	Operating Expenses	Fare Revenues	Uses of Capital Funds	Annual Unlinked Trips	Annual Vehicle Revenue Miles	Annual Vehicle Revenue Hours
Demand Response - Taxi	-	9	\$723,259	\$350,893	\$113,019	107,588	300,365	29,851
Total	-	9	\$723,259	\$350,893	\$113,019	107,588	300,365	29,851

Performance Measures

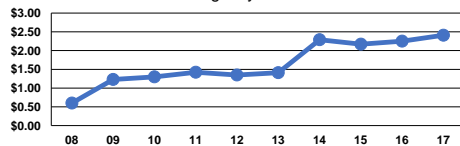
Service Efficiency

Mode	Operating Expenses per Vehicle Revenue Mile	Operating Expenses per Vehicle Revenue Hour
Demand Response - Taxi	\$2.41	\$24.23
Total	\$2.41	\$24.23

Service Effectiveness

Mode	Operating Expenses per Unlinked Passenger Trip	Unlinked Trips per Vehicle Revenue Mile	Unlinked Trips per Vehicle Revenue Hour
Demand Response - Taxi	\$6.72	0.4	3.6
Total	\$6.72	0.4	3.6

Operating Expense per Vehicle Revenue Mile: Agency Total



Unlinked Passenger Trips per Vehicle Revenue Mile: Agency Total

