

Columbiana County/Community Action Rural Transit System

2017 Annual Agency Profile

General Information

Service Consumption

153,248 Annual Unlinked Trips (UPT)

Service Supplied

1,154,850 Annual Vehicle Revenue Miles (VRM)

58,948 Annual Vehicle Revenue Hours (VRH)

Summary of Operating Expenses (OE)

\$2,672,657 Total Operating Expenses

Database Information

NTDID: 5R05-50481

Reporter Type: Rural General Public Transit

Financial Information

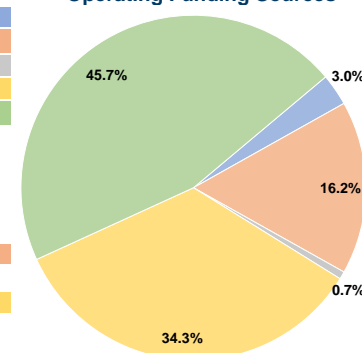
Sources of Operating Funds Expended

Fare Revenues	\$79,745	3.0%
Local Funds	\$434,301	16.2%
State Funds	\$19,241	0.7%
Federal Assistance	\$917,663	34.3%
Other Funds	\$1,221,707	45.7%
Total Operating Funds Expended	\$2,672,657	100.0%

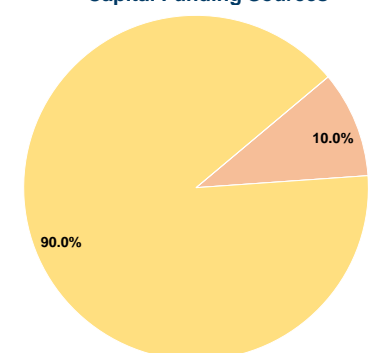
Sources of Capital Funds Expended

Fare Revenues	\$0	0.0%
Local Funds	\$36,312	10.0%
State Funds	\$0	0.0%
Federal Assistance	\$326,780	90.0%
Other Funds	\$0	0.0%
Total Capital Funds Expended	\$363,092	100.0%

Operating Funding Sources



Capital Funding Sources



Modal Characteristics

Operation Characteristics

Vehicles Operated at Maximum Service

Mode	Directly Operated	Purchased Transportation	Operating Expenses	Fare Revenues	Uses of Capital Funds	Annual Unlinked Trips	Annual Vehicle Revenue Miles	Annual Vehicle Revenue Hours
Demand Response	33	-	\$2,672,657	\$79,745	\$363,092	153,248	1,154,850	58,948
Total	33	-	\$2,672,657	\$79,745	\$363,092	153,248	1,154,850	58,948

Performance Measures

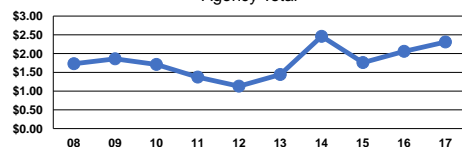
Service Efficiency

Mode	Operating Expenses per Vehicle Revenue Mile	Operating Expenses per Vehicle Revenue Hour
Demand Response	\$2.31	\$45.34
Total	\$2.31	\$45.34

Service Effectiveness

Mode	Operating Expenses per Unlinked Passenger Trip	Unlinked Trips per Vehicle Revenue Mile	Unlinked Trips per Vehicle Revenue Hour
Demand Response	\$17.44	0.1	2.6
Total	\$17.44	0.1	2.6

Operating Expense per Vehicle Revenue Mile: Agency Total



Unlinked Passenger Trips per Vehicle Revenue Mile: Agency Total

