

# Harrison County Rural Transit

2017 Annual Agency Profile

## General Information

### Service Consumption

17,869 Annual Unlinked Trips (UPT)

### Service Supplied

345,281 Annual Vehicle Revenue Miles (VRM)

15,643 Annual Vehicle Revenue Hours (VRH)

### Summary of Operating Expenses (OE)

\$587,083 Total Operating Expenses

### Database Information

NTDID: 5R05-50462

Reporter Type: Rural General Public Transit

## Financial Information

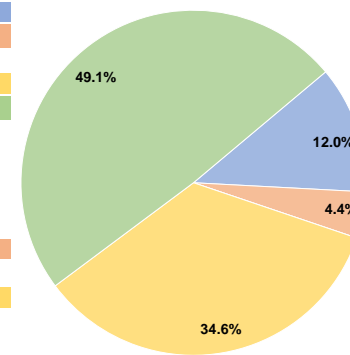
### Sources of Operating Funds Expended

Fare Revenues	\$70,194	12.0%
Local Funds	\$25,540	4.4%
State Funds	\$0	0.0%
Federal Assistance	\$203,162	34.6%
Other Funds	\$288,187	49.1%
<b>Total Operating Funds Expended</b>	<b>\$587,083</b>	<b>100.0%</b>

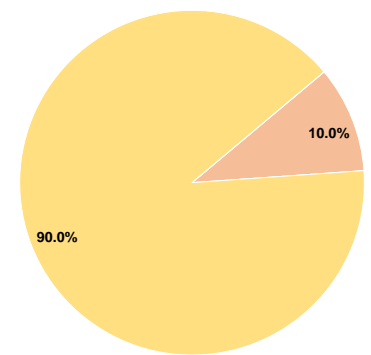
### Sources of Capital Funds Expended

Fare Revenues	\$0	0.0%
Local Funds	\$8,316	10.0%
State Funds	\$0	0.0%
Federal Assistance	\$74,852	90.0%
Other Funds	\$0	0.0%
<b>Total Capital Funds Expended</b>	<b>\$83,168</b>	<b>100.0%</b>

### Operating Funding Sources



### Capital Funding Sources



## Modal Characteristics

### Operation Characteristics

#### Vehicles Operated at Maximum Service

Mode	Directly Operated	Purchased Transportation	Operating Expenses	Fare Revenues	Uses of Capital Funds	Annual Unlinked Trips	Annual Vehicle Revenue Miles	Annual Vehicle Revenue Hours
Demand Response	13	-	\$587,083	\$70,194	\$83,168	17,869	345,281	15,643
<b>Total</b>	<b>13</b>	<b>-</b>	<b>\$587,083</b>	<b>\$70,194</b>	<b>\$83,168</b>	<b>17,869</b>	<b>345,281</b>	<b>15,643</b>

### Performance Measures

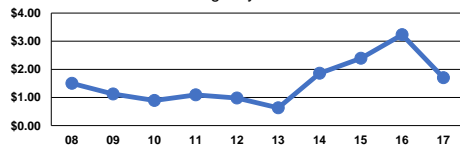
#### Service Efficiency

Mode	Operating Expenses per Vehicle Revenue Mile	Operating Expenses per Vehicle Revenue Hour
Demand Response	\$1.70	\$37.53
<b>Total</b>	<b>\$1.70</b>	<b>\$37.53</b>

#### Service Effectiveness

Mode	Operating Expenses per Unlinked Passenger Trip	Unlinked Trips per Vehicle Revenue Mile	Unlinked Trips per Vehicle Revenue Hour
Demand Response	\$32.85	0.1	1.1
<b>Total</b>	<b>\$32.85</b>	<b>0.1</b>	<b>1.1</b>

Operating Expense per Vehicle Revenue Mile:  
Agency Total



Unlinked Passenger Trips per Vehicle Revenue  
Mile: Agency Total

