

# Pickaway Area Rural Transit

## 2017 Annual Agency Profile

### General Information

#### Service Consumption

72,898 Annual Unlinked Trips (UPT)

#### Service Supplied

335,628 Annual Vehicle Revenue Miles (VRM)

20,648 Annual Vehicle Revenue Hours (VRH)

#### Summary of Operating Expenses (OE)

\$787,096 Total Operating Expenses

#### Database Information

NTDID: 5R05-50434

Reporter Type: Rural General Public Transit

### Financial Information

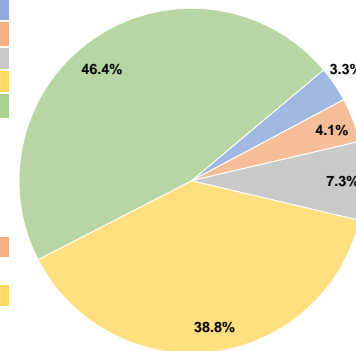
#### Sources of Operating Funds Expended

Fare Revenues	\$26,203	3.3%
Local Funds	\$32,493	4.1%
State Funds	\$57,809	7.3%
Federal Assistance	\$305,000	38.8%
Other Funds	\$365,591	46.4%
<b>Total Operating Funds Expended</b>	<b>\$787,096</b>	<b>100.0%</b>

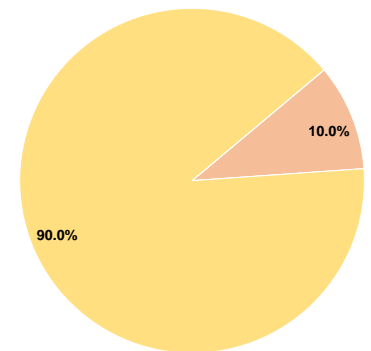
#### Sources of Capital Funds Expended

Fare Revenues	\$0	0.0%
Local Funds	\$17,807	10.0%
State Funds	\$0	0.0%
Federal Assistance	\$160,267	90.0%
Other Funds	\$0	0.0%
<b>Total Capital Funds Expended</b>	<b>\$178,074</b>	<b>100.0%</b>

#### Operating Funding Sources



#### Capital Funding Sources



### Modal Characteristics

#### Operation Characteristics

##### Vehicles Operated at Maximum Service

Mode	Directly Operated	Purchased Transportation	Operating Expenses	Fare Revenues	Uses of Capital Funds	Annual Unlinked Trips	Annual Vehicle Revenue Miles	Annual Vehicle Revenue Hours
Demand Response	18	-	\$787,096	\$26,203	\$178,074	72,898	335,628	20,648
<b>Total</b>	<b>18</b>	<b>-</b>	<b>\$787,096</b>	<b>\$26,203</b>	<b>\$178,074</b>	<b>72,898</b>	<b>335,628</b>	<b>20,648</b>

#### Performance Measures

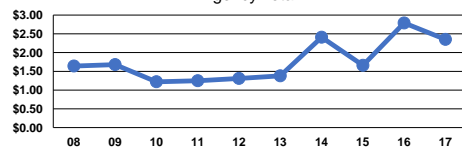
##### Service Efficiency

Mode	Operating Expenses per Vehicle Revenue Mile	Operating Expenses per Vehicle Revenue Hour
Demand Response	\$2.35	\$38.12
<b>Total</b>	<b>\$2.35</b>	<b>\$38.12</b>

##### Service Effectiveness

Mode	Operating Expenses per Unlinked Passenger Trip	Unlinked Trips per Vehicle Revenue Mile	Unlinked Trips per Vehicle Revenue Hour
Demand Response	\$10.80	0.2	3.5
<b>Total</b>	<b>\$10.80</b>	<b>0.2</b>	<b>3.5</b>

Operating Expense per Vehicle Revenue Mile: Agency Total



Unlinked Passenger Trips per Vehicle Revenue Mile: Agency Total

