

# Hubbard County

## 2017 Annual Agency Profile

### General Information

#### Service Consumption

41,119 Annual Unlinked Trips (UPT)

#### Service Supplied

173,086 Annual Vehicle Revenue Miles (VRM)

11,668 Annual Vehicle Revenue Hours (VRH)

#### Summary of Operating Expenses (OE)

\$434,761 Total Operating Expenses

#### Database Information

NTDID: 5R04-50397

Reporter Type: Rural General Public Transit

### Financial Information

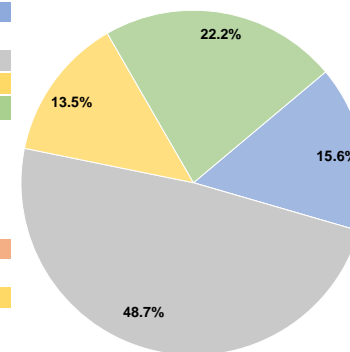
#### Sources of Operating Funds Expended

Fare Revenues	\$67,876	15.6%
Local Funds	\$0	0.0%
State Funds	\$211,722	48.7%
Federal Assistance	\$58,583	13.5%
Other Funds	\$96,580	22.2%
<b>Total Operating Funds Expended</b>	<b>\$434,761</b>	<b>100.0%</b>

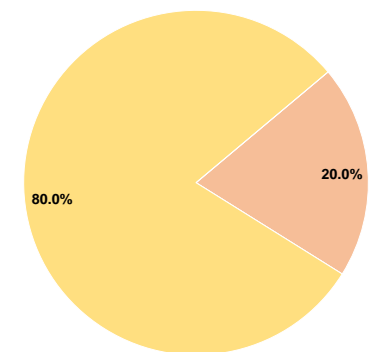
#### Sources of Capital Funds Expended

Fare Revenues	\$0	0.0%
Local Funds	\$15,584	20.0%
State Funds	\$0	0.0%
Federal Assistance	\$62,338	80.0%
Other Funds	\$0	0.0%
<b>Total Capital Funds Expended</b>	<b>\$77,922</b>	<b>100.0%</b>

#### Operating Funding Sources



#### Capital Funding Sources



### Modal Characteristics

#### Operation Characteristics

##### Vehicles Operated at Maximum Service

Mode	Directly Operated	Purchased Transportation	Operating Expenses	Fare Revenues	Uses of Capital Funds	Annual Unlinked Trips	Annual Vehicle Revenue Miles	Annual Vehicle Revenue Hours
Demand Response	12	-	\$360,849	\$56,521	\$64,675	34,240	130,771	9,823
Bus	3	-	\$73,912	\$11,355	\$13,247	6,879	42,315	1,845
<b>Total</b>	<b>15</b>	<b>-</b>	<b>\$434,761</b>	<b>\$67,876</b>	<b>\$77,922</b>	<b>41,119</b>	<b>173,086</b>	<b>11,668</b>

#### Performance Measures

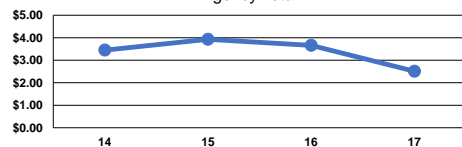
##### Service Efficiency

Mode	Operating Expenses per Vehicle Revenue Mile	Operating Expenses per Vehicle Revenue Hour
Demand Response	\$2.76	\$36.74
Bus	\$1.75	\$40.06
<b>Total</b>	<b>\$2.51</b>	<b>\$37.26</b>

##### Service Effectiveness

Mode	Operating Expenses per Unlinked Passenger Trip	Unlinked Trips per Vehicle Revenue Mile	Unlinked Trips per Vehicle Revenue Hour
Demand Response	\$10.54	0.3	3.5
Bus	\$10.74	0.2	3.7
<b>Total</b>	<b>\$10.57</b>	<b>0.2</b>	<b>3.5</b>

Operating Expense per Vehicle Revenue Mile: Agency Total



Unlinked Passenger Trips per Vehicle Revenue Mile: Agency Total

