

Manistee County Transportation, Inc.

2017 Annual Agency Profile

General Information

Service Consumption

150,697 Annual Unlinked Trips (UPT)

Service Supplied

537,083 Annual Vehicle Revenue Miles (VRM)

33,165 Annual Vehicle Revenue Hours (VRH)

Summary of Operating Expenses (OE)

\$2,216,374 Total Operating Expenses

Database Information

NTDID: 5R03-50369

Reporter Type: Rural General Public Transit

Financial Information

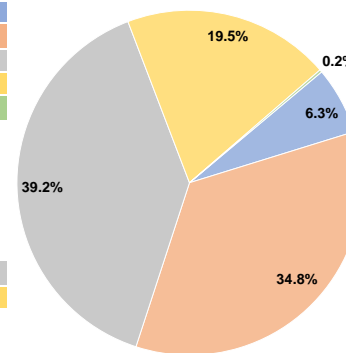
Sources of Operating Funds Expended

Fare Revenues	\$140,245	6.3%
Local Funds	\$771,433	34.8%
State Funds	\$868,164	39.2%
Federal Assistance	\$431,427	19.5%
Other Funds	\$5,105	0.2%
Total Operating Funds Expended	\$2,216,374	100.0%

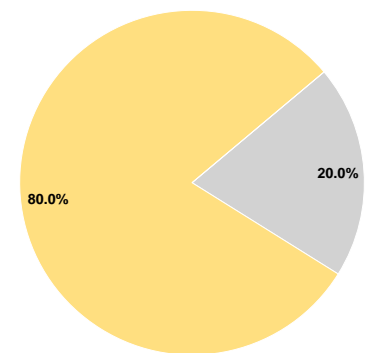
Sources of Capital Funds Expended

Fare Revenues	\$0	0.0%
Local Funds	\$0	0.0%
State Funds	\$20,429	20.0%
Federal Assistance	\$81,714	80.0%
Other Funds	\$0	0.0%
Total Capital Funds Expended	\$102,143	100.0%

Operating Funding Sources



Capital Funding Sources



Modal Characteristics

Operation Characteristics

Vehicles Operated at Maximum Service

Mode	Directly Operated	Purchased Transportation	Operating Expenses	Fare Revenues	Uses of Capital Funds	Annual Unlinked Trips	Annual Vehicle Revenue Miles	Annual Vehicle Revenue Hours
Demand Response	22	-	\$2,216,374	\$140,245	\$102,143	150,697	537,083	33,165
Total	22	-	\$2,216,374	\$140,245	\$102,143	150,697	537,083	33,165

Performance Measures

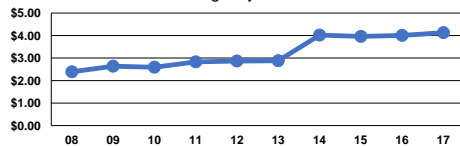
Service Efficiency

Mode	Operating Expenses per Vehicle Revenue Mile	Operating Expenses per Vehicle Revenue Hour
Demand Response	\$4.13	\$66.83
Total	\$4.13	\$66.83

Service Effectiveness

Mode	Operating Expenses per Unlinked Passenger Trip	Unlinked Trips per Vehicle Revenue Mile	Unlinked Trips per Vehicle Revenue Hour
Demand Response	\$14.71	0.3	4.5
Total	\$14.71	0.3	4.5

Operating Expense per Vehicle Revenue Mile:
Agency Total



Unlinked Passenger Trips per Vehicle Revenue
Mile: Agency Total

