

# Ogemaw County Public Transportation

2017 Annual Agency Profile

## General Information

### Service Consumption

51,637 Annual Unlinked Trips (UPT)

### Service Supplied

289,875 Annual Vehicle Revenue Miles (VRM)

17,177 Annual Vehicle Revenue Hours (VRH)

### Summary of Operating Expenses (OE)

\$836,279 Total Operating Expenses

### Database Information

NTDID: 5R03-50344

Reporter Type: Rural General Public Transit

## Financial Information

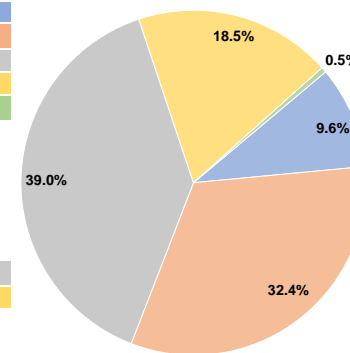
### Sources of Operating Funds Expended

Fare Revenues	\$80,362	9.6%
Local Funds	\$270,806	32.4%
State Funds	\$326,014	39.0%
Federal Assistance	\$154,915	18.5%
Other Funds	\$4,182	0.5%
<b>Total Operating Funds Expended</b>	<b>\$836,279</b>	<b>100.0%</b>

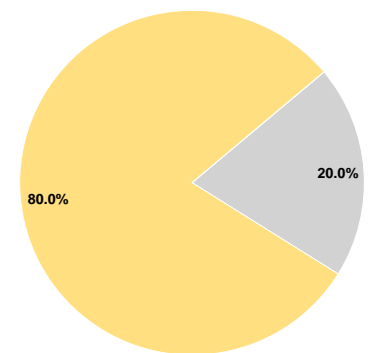
### Sources of Capital Funds Expended

Fare Revenues	\$0	0.0%
Local Funds	\$0	0.0%
State Funds	\$2,294	20.0%
Federal Assistance	\$9,178	80.0%
Other Funds	\$0	0.0%
<b>Total Capital Funds Expended</b>	<b>\$11,472</b>	<b>100.0%</b>

### Operating Funding Sources



### Capital Funding Sources



## Modal Characteristics

### Operation Characteristics

#### Vehicles Operated at Maximum Service

Mode	Directly Operated	Purchased Transportation	Operating Expenses	Fare Revenues	Uses of Capital Funds	Annual Unlinked Trips	Annual Vehicle Revenue Miles	Annual Vehicle Revenue Hours
Demand Response	12	-	\$836,279	\$80,362	\$11,472	51,637	289,875	17,177
<b>Total</b>	<b>12</b>	<b>-</b>	<b>\$836,279</b>	<b>\$80,362</b>	<b>\$11,472</b>	<b>51,637</b>	<b>289,875</b>	<b>17,177</b>

### Performance Measures

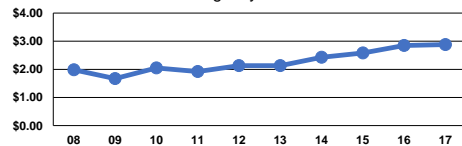
#### Service Efficiency

Mode	Operating Expenses per Vehicle Revenue Mile	Operating Expenses per Vehicle Revenue Hour
Demand Response	\$2.88	\$48.69
<b>Total</b>	<b>\$2.88</b>	<b>\$48.69</b>

#### Service Effectiveness

Mode	Operating Expenses per Unlinked Passenger Trip	Unlinked Trips per Vehicle Revenue Mile	Unlinked Trips per Vehicle Revenue Hour
Demand Response	\$16.20	0.2	3.0
<b>Total</b>	<b>\$16.20</b>	<b>0.2</b>	<b>3.0</b>

Operating Expense per Vehicle Revenue Mile:  
Agency Total



Unlinked Passenger Trips per Vehicle Revenue  
Mile: Agency Total

