

# Grand Portage Reservation Tribal Council

2017 Annual Agency Profile

## General Information

### Federally Recognized Tribal Statistical Areas

Grand Portage Reservation and Off-Reservation Trust Land, MN

### Service Consumption

2,181 Annual Unlinked Trips (UPT)

### Service Supplied

188,403 Annual Vehicle Revenue Miles (VRM)

5,842 Annual Vehicle Revenue Hours (VRH)

### Database Information

NTDID: 55222

Reporter Type: Tribal Reporter

## Financial Information

### Sources of Operating Funds Expended

Fare Revenues	\$0	0.0%
Local Funds	\$0	0.0%
State Funds	\$0	0.0%
Federal Assistance	\$197,277	100.0%
Other Funds	\$0	0.0%

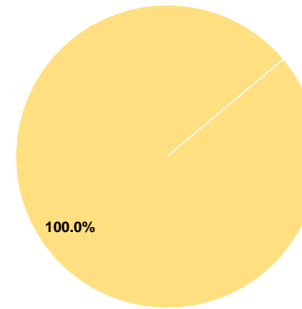
**Total Operating Funds Expended**    **\$197,277**    100.0%

### Sources of Capital Funds Expended

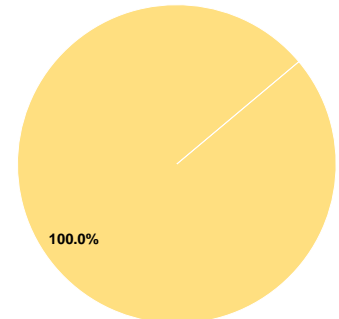
Fare Revenues	\$0	0.0%
Local Funds	\$0	0.0%
State Funds	\$0	0.0%
Federal Assistance	\$82,544	100.0%
Other Funds	\$0	0.0%

**Total Capital Funds Expended**    **\$82,544**    100.0%

### Operating Funding Sources



### Capital Funding Sources



## Modal Characteristics

### Operation Characteristics

#### Vehicles Operated at Maximum Service

Mode	Directly Operated	Purchased Transportation	Operating Expenses	Fare Revenues	Uses of Capital Funds	Annual Unlinked Trips	Annual Vehicle Revenue Miles	Annual Vehicle Revenue Hours	Average Fleet Age in Years <sup>a</sup>
Demand Response	13	-	\$197,277	\$0	\$82,544	2,181	188,403	5,842	3.2
<b>Total</b>	<b>13</b>	<b>-</b>	<b>\$197,277</b>	<b>\$0</b>	<b>\$82,544</b>	<b>2,181</b>	<b>188,403</b>	<b>5,842</b>	

### Performance Measures

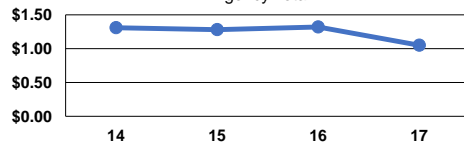
#### Service Efficiency

Mode	Operating Expenses per Vehicle Revenue Mile	Operating Expenses per Vehicle Revenue Hour
Demand Response	\$1.05	\$33.77
<b>Total</b>	<b>\$1.05</b>	<b>\$33.77</b>

#### Service Effectiveness

Mode	Operating Expenses per Unlinked Passenger Trip	Unlinked Trips per Vehicle Revenue Mile	Unlinked Trips per Vehicle Revenue Hour
Demand Response	\$90.45	0.0	0.4
<b>Total</b>	<b>\$90.45</b>	<b>0.0</b>	<b>0.4</b>

Operating Expense per Vehicle Revenue Mile:  
Agency Total



Unlinked Passenger Trips per Vehicle Revenue  
Mile: Agency Total



#### Notes:

<sup>a</sup>Demand Response - Taxi (DT) and non-dedicated fleets do not report fleet age data.