

Warren County Transit Services

2017 Annual Agency Profile

General Information

Urbanized Area (UZA) Statistics - 2010 Census

Cincinnati, OH-KY-IN

788 Square Miles

1,624,827 Population

30 Pop. Rank out of 498 UZAs

Other UZAs Served

0 Ohio Non-UZA, 59 Dayton, OH, 308 Middletown, OH

Service Area Statistics

72 Square Miles

118,747 Population

Service Consumption

34,133 Annual Unlinked Trips (UPT)

Service Supplied

347,245 Annual Vehicle Revenue Miles (VRM)

27,865 Annual Vehicle Revenue Hours (VRH)

Database Information

NTDID: 50200

Reporter Type: Reduced Reporter

Financial Information

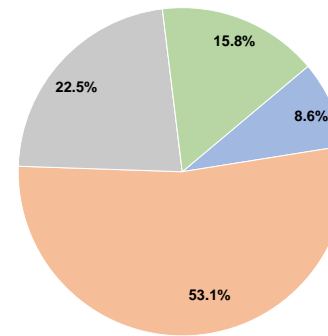
Sources of Operating Funds Expended

Fare Revenues	\$59,026	8.6%
Local Funds	\$364,583	53.1%
State Funds	\$154,812	22.5%
Federal Assistance	\$0	0.0%
Other Funds	\$108,743	15.8%
Total Operating Funds Expended	\$687,164	100.0%

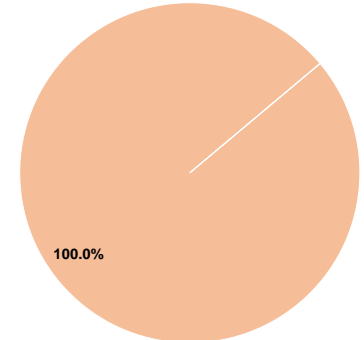
Sources of Capital Funds Expended

Fare Revenues	\$0	0.0%
Local Funds	\$111,145	100.0%
State Funds	\$0	0.0%
Federal Assistance	\$0	0.0%
Other Funds	\$0	0.0%
Total Capital Funds Expended	\$111,145	100.0%

Operating Funding Sources



Capital Funding Sources



Modal Characteristics

Operation Characteristics

Vehicles Operated at Maximum Service

Mode	Directly Operated	Purchased Transportation	Operating Expenses	Fare Revenues	Uses of Capital Funds	Annual Unlinked Trips	Annual Vehicle Revenue Miles	Annual Vehicle Revenue Hours	Average Fleet Age in Years ^a
Demand Response	-	19	\$681,164	\$59,026	\$111,145	34,133	347,245	27,865	5.4
Total	-	19	\$681,164	\$59,026	\$111,145	34,133	347,245	27,865	

Performance Measures

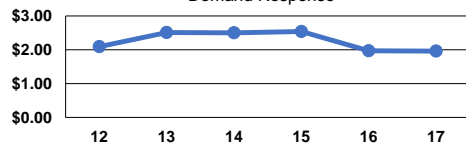
Service Efficiency

Mode	Operating Expenses per Vehicle Revenue Mile	Operating Expenses per Vehicle Revenue Hour
Demand Response	\$1.96	\$24.45
Total	\$1.96	\$24.45

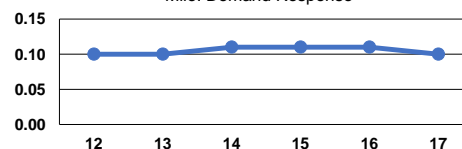
Service Effectiveness

Mode	Operating Expenses per Unlinked Passenger Trip	Unlinked Trips per Vehicle Revenue Mile	Unlinked Trips per Vehicle Revenue Hour
Demand Response	\$19.96	0.1	1.2
Total	\$19.96	0.1	1.2

Operating Expense per Vehicle Revenue Mile: Demand Response



Unlinked Passenger Trips per Vehicle Revenue Mile: Demand Response



Notes:

^aDemand Response - Taxi (DT) and non-dedicated fleets do not report fleet age data.