

Harbor Transit Multi-Modal Transportation System

2017 Annual Agency Profile

General Information

Urbanized Area (UZA) Statistics - 2010 Census

Muskegon, MI
112 **Square Miles**
161,280 **Population**
207 **Pop. Rank out of 498 UZAs**

Other UZAs Served

0 Michigan Non-UZA

Service Area Statistics

54 **Square Miles**
45,357 **Population**

Service Consumption

255,210 **Annual Unlinked Trips (UPT)**

Service Supplied

709,471 **Annual Vehicle Revenue Miles (VRM)**
47,138 **Annual Vehicle Revenue Hours (VRH)**

Database Information

NTDID: 50196

Reporter Type: Reduced Reporter

Financial Information

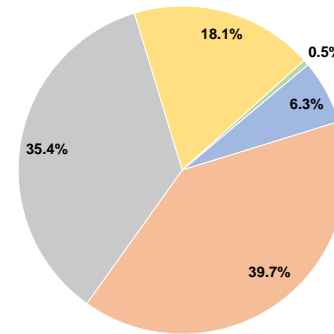
Sources of Operating Funds Expended

Fare Revenues	\$194,809	6.3%
Local Funds	\$1,221,202	39.7%
State Funds	\$1,089,942	35.4%
Federal Assistance	\$555,894	18.1%
Other Funds	\$16,831	0.5%
Total Operating Funds Expended	\$3,078,678	100.0%

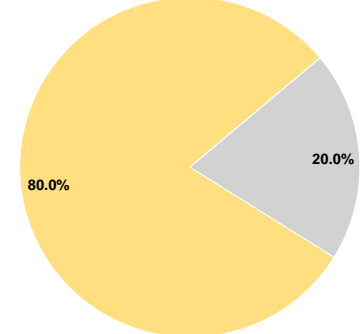
Sources of Capital Funds Expended

Fare Revenues	\$0	0.0%
Local Funds	\$0	0.0%
State Funds	\$110,034	20.0%
Federal Assistance	\$440,134	80.0%
Other Funds	\$0	0.0%
Total Capital Funds Expended	\$550,168	100.0%

Operating Funding Sources



Capital Funding Sources



Modal Characteristics

Operation Characteristics

Vehicles Operated at Maximum Service

Mode	Directly Operated	Purchased Transportation	Operating Expenses	Fare Revenues	Uses of Capital Funds	Annual Unlinked Trips	Annual Vehicle Revenue Miles	Annual Vehicle Revenue Hours	Average Fleet Age in Years ^a
Demand Response	21	-	\$3,078,678	\$194,809	\$550,168	255,210	709,471	47,138	4.5
Total	21	-	\$3,078,678	\$194,809	\$550,168	255,210	709,471	47,138	

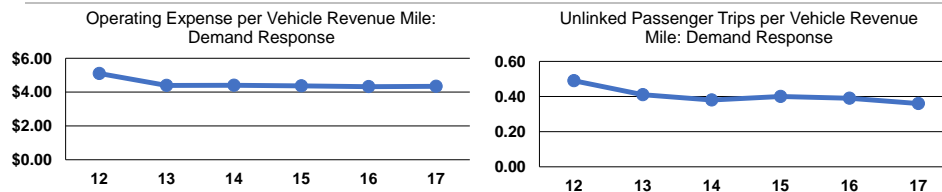
Performance Measures

Service Efficiency

Mode	Operating Expenses per Vehicle Revenue Mile	Operating Expenses per Vehicle Revenue Hour
Demand Response	\$4.34	\$65.31
Total	\$4.34	\$65.31

Service Effectiveness

Mode	Operating Expenses per Unlinked Passenger Trip	Unlinked Trips per Vehicle Revenue Mile	Unlinked Trips per Vehicle Revenue Hour
Demand Response	\$12.06	0.4	5.4
Total	\$12.06	0.4	5.4



Notes:

^aDemand Response - Taxi (DT) and non-dedicated fleets do not report fleet age data.