

Lorain County Transit**2017 Annual Agency Profile****General Information****Urbanized Area (UZA) Statistics - 2010 Census**

Lorain-Elyria, OH
100 **Square Miles**
180,956 **Population**
191 **Pop. Rank out of 498 UZAs**

Other UZAs Served

0 Ohio Non-UZA, 25 Cleveland, OH

Service Area Statistics

49 **Square Miles**
127,025 **Population**

Service Consumption

47,254 **Annual Unlinked Trips (UPT)**

Service Supplied

369,975 **Annual Vehicle Revenue Miles (VRM)**
27,004 **Annual Vehicle Revenue Hours (VRH)**

Database Information

NTDID: 50095

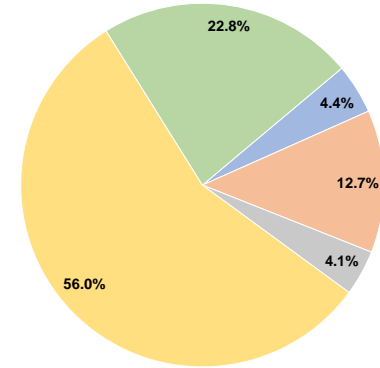
Reporter Type: Reduced Reporter

Financial Information**Sources of Operating Funds Expended**

Fare Revenues	\$90,871	4.4%
Local Funds	\$258,968	12.7%
State Funds	\$82,748	4.1%
Federal Assistance	\$1,145,116	56.0%
Other Funds	\$465,362	22.8%
Total Operating Funds Expended	\$2,043,065	100.0%

Sources of Capital Funds Expended

Fare Revenues	\$0
Local Funds	\$0
State Funds	\$0
Federal Assistance	\$0
Other Funds	\$0
Total Capital Funds Expended	\$0

Operating Funding Sources**Modal Characteristics****Operation Characteristics****Vehicles Operated at Maximum Service**

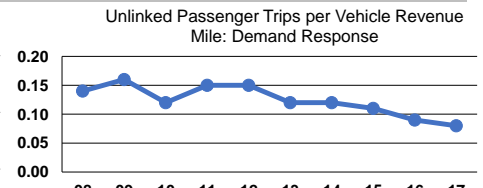
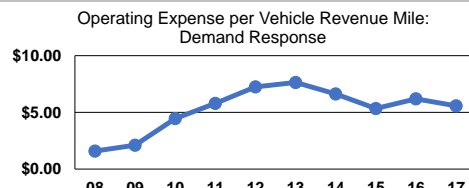
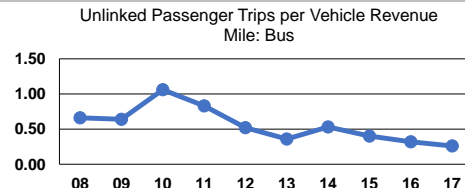
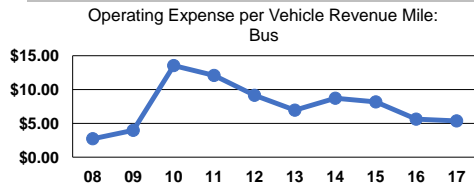
Mode	Directly Operated	Purchased Transportation	Operating Expenses	Fare Revenues	Uses of Capital Funds	Annual Unlinked Trips	Annual Vehicle Revenue Miles	Annual Vehicle Revenue Hours	Average Fleet Age in Years ^a
Demand Response	-	11	\$1,552,729	\$29,389	\$0	23,206	278,593	20,610	7.0
Bus	-	2	\$490,336	\$61,482	\$0	24,048	91,382	6,394	7.0
Total	-	13	\$2,043,065	\$90,871	\$0	47,254	369,975	27,004	

Performance Measures**Service Efficiency**

Mode	Operating Expenses per Vehicle Revenue Mile	Operating Expenses per Vehicle Revenue Hour
Demand Response	\$5.57	\$75.34
Bus	\$5.37	\$76.69
Total	\$5.52	\$75.66

Service Effectiveness

Mode	Operating Expenses per Unlinked Passenger Trip	Unlinked Trips per Vehicle Revenue Mile	Unlinked Trips per Vehicle Revenue Hour
Demand Response	\$66.91	0.1	1.1
Bus	\$20.39	0.3	3.8
Total	\$43.24	0.1	1.7

**Notes:**

^aDemand Response - Taxi (DT) and non-dedicated fleets do not report fleet age data.