

# Fairfield County Transit System

2017 Annual Agency Profile

## General Information

### Service Consumption

18,822 Annual Unlinked Trips (UPT)

### Service Supplied

235,389 Annual Vehicle Revenue Miles (VRM)

8,236 Annual Vehicle Revenue Hours (VRH)

### Summary of Operating Expenses (OE)

\$684,266 Total Operating Expenses

### Database Information

NTDID: 4R07-41003

Reporter Type: Rural General Public Transit

## Financial Information

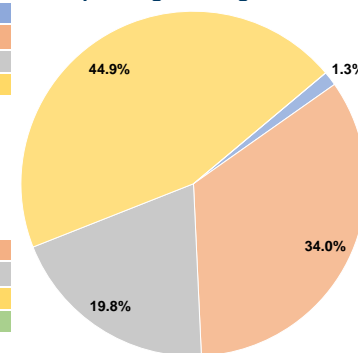
### Sources of Operating Funds Expended

Fare Revenues	\$9,218	1.3%
Local Funds	\$232,864	34.0%
State Funds	\$135,154	19.8%
Federal Assistance	\$307,030	44.9%
Other Funds	\$0	0.0%
<b>Total Operating Funds Expended</b>	<b>\$684,266</b>	<b>100.0%</b>

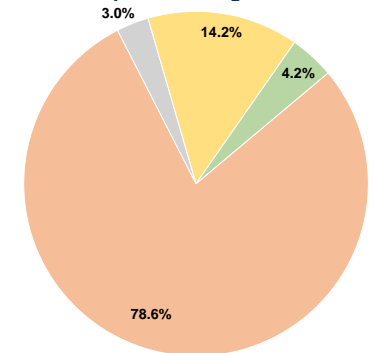
### Sources of Capital Funds Expended

Fare Revenues	\$0	0.0%
Local Funds	\$211,932	78.6%
State Funds	\$8,176	3.0%
Federal Assistance	\$38,250	14.2%
Other Funds	\$11,318	4.2%
<b>Total Capital Funds Expended</b>	<b>\$269,676</b>	<b>100.0%</b>

### Operating Funding Sources



### Capital Funding Sources



## Modal Characteristics

### Operation Characteristics

#### Vehicles Operated at Maximum Service

Mode	Directly Operated	Purchased Transportation	Operating Expenses	Fare Revenues	Uses of Capital Funds	Annual Unlinked Trips	Annual Vehicle Revenue Miles	Annual Vehicle Revenue Hours
Demand Response	11	-	\$684,266	\$9,218	\$269,676	18,822	235,389	8,236
<b>Total</b>	<b>11</b>	<b>-</b>	<b>\$684,266</b>	<b>\$9,218</b>	<b>\$269,676</b>	<b>18,822</b>	<b>235,389</b>	<b>8,236</b>

### Performance Measures

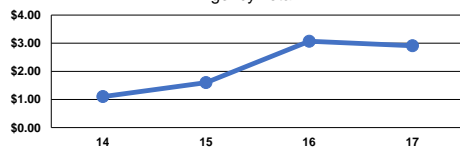
#### Service Efficiency

Mode	Operating Expenses per Vehicle Revenue Mile	Operating Expenses per Vehicle Revenue Hour
Demand Response	\$2.91	\$83.08
<b>Total</b>	<b>\$2.91</b>	<b>\$83.08</b>

#### Service Effectiveness

Mode	Operating Expenses per Unlinked Passenger Trip	Unlinked Trips per Vehicle Revenue Mile	Unlinked Trips per Vehicle Revenue Hour
Demand Response	\$36.35	0.1	2.3
<b>Total</b>	<b>\$36.35</b>	<b>0.1</b>	<b>2.3</b>

Operating Expense per Vehicle Revenue Mile: Agency Total



Unlinked Passenger Trips per Vehicle Revenue Mile: Agency Total

