

# City of Wilson, NC DBA Wilson Transit System

2017 Annual Agency Profile

## General Information

### Service Consumption

87,548 Annual Unlinked Trips (UPT)

### Service Supplied

188,914 Annual Vehicle Revenue Miles (VRM)

12,513 Annual Vehicle Revenue Hours (VRH)

### Summary of Operating Expenses (OE)

\$921,192 Total Operating Expenses

### Database Information

NTDID: 4R06-44931

Reporter Type: Rural General Public Transit

## Financial Information

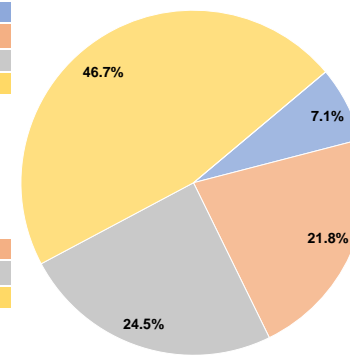
### Sources of Operating Funds Expended

Fare Revenues	\$65,152	7.1%
Local Funds	\$200,742	21.8%
State Funds	\$225,366	24.5%
Federal Assistance	\$429,932	46.7%
Other Funds	\$0	0.0%
<b>Total Operating Funds Expended</b>	<b>\$921,192</b>	<b>100.0%</b>

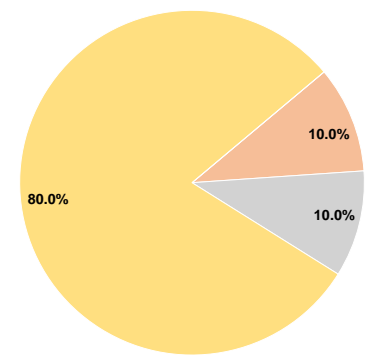
### Sources of Capital Funds Expended

Fare Revenues	\$0	0.0%
Local Funds	\$458	10.0%
State Funds	\$457	10.0%
Federal Assistance	\$3,657	80.0%
Other Funds	\$0	0.0%
<b>Total Capital Funds Expended</b>	<b>\$4,572</b>	<b>100.0%</b>

### Operating Funding Sources



### Capital Funding Sources



## Modal Characteristics

### Operation Characteristics

#### Vehicles Operated at Maximum Service

Mode	Directly Operated	Purchased Transportation	Operating Expenses	Fare Revenues	Uses of Capital Funds	Annual Unlinked Trips	Annual Vehicle Revenue Miles	Annual Vehicle Revenue Hours
Bus	6	-	\$921,192	\$65,152	\$4,572	87,548	188,914	12,513
<b>Total</b>	<b>6</b>	<b>-</b>	<b>\$921,192</b>	<b>\$65,152</b>	<b>\$4,572</b>	<b>87,548</b>	<b>188,914</b>	<b>12,513</b>

### Performance Measures

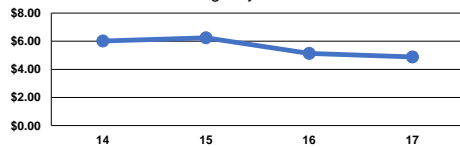
#### Service Efficiency

Mode	Operating Expenses per Vehicle Revenue Mile	Operating Expenses per Vehicle Revenue Hour
Bus	\$4.88	\$73.62
<b>Total</b>	<b>\$4.88</b>	<b>\$73.62</b>

#### Service Effectiveness

Mode	Operating Expenses per Unlinked Passenger Trip	Unlinked Trips per Vehicle Revenue Mile	Unlinked Trips per Vehicle Revenue Hour
Bus	\$10.52	0.5	7.0
<b>Total</b>	<b>\$10.52</b>	<b>0.5</b>	<b>7.0</b>

Operating Expense per Vehicle Revenue Mile:  
Agency Total



Unlinked Passenger Trips per Vehicle Revenue  
Mile: Agency Total

