

# Cherokee County

## 2017 Annual Agency Profile

### General Information

#### Service Consumption

38,322 Annual Unlinked Trips (UPT)

#### Service Supplied

269,995 Annual Vehicle Revenue Miles (VRM)

14,565 Annual Vehicle Revenue Hours (VRH)

#### Summary of Operating Expenses (OE)

\$526,429 Total Operating Expenses

#### Database Information

NTDID: 4R06-41069

Reporter Type: Rural General Public Transit

### Financial Information

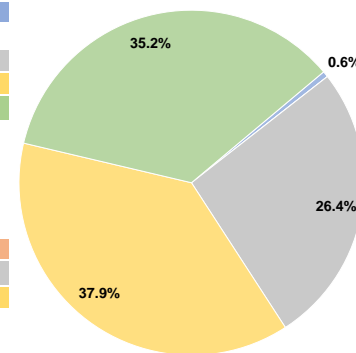
#### Sources of Operating Funds Expended

Fare Revenues	\$2,919	0.6%
Local Funds	\$0	0.0%
State Funds	\$138,954	26.4%
Federal Assistance	\$199,264	37.9%
Other Funds	\$185,292	35.2%
<b>Total Operating Funds Expended</b>	<b>\$526,429</b>	<b>100.0%</b>

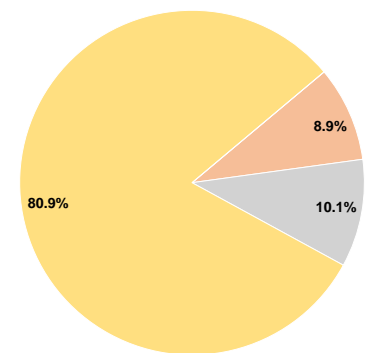
#### Sources of Capital Funds Expended

Fare Revenues	\$0	0.0%
Local Funds	\$9,519	8.9%
State Funds	\$10,772	10.1%
Federal Assistance	\$86,177	80.9%
Other Funds	\$0	0.0%
<b>Total Capital Funds Expended</b>	<b>\$106,468</b>	<b>100.0%</b>

#### Operating Funding Sources



#### Capital Funding Sources



### Modal Characteristics

#### Operation Characteristics

##### Vehicles Operated at Maximum Service

Mode	Directly Operated	Purchased Transportation	Operating Expenses	Fare Revenues	Uses of Capital Funds	Annual Unlinked Trips	Annual Vehicle Revenue Miles	Annual Vehicle Revenue Hours
Demand Response	8	-	\$468,383	\$2,597	\$106,468	29,760	247,763	12,959
Bus	1	-	\$58,046	\$322	\$0	8,562	22,232	1,606
<b>Total</b>	<b>9</b>	<b>-</b>	<b>\$526,429</b>	<b>\$2,919</b>	<b>\$106,468</b>	<b>38,322</b>	<b>269,995</b>	<b>14,565</b>

#### Performance Measures

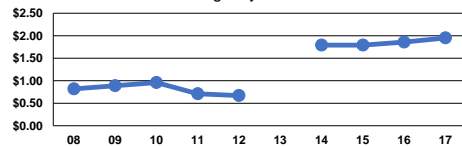
##### Service Efficiency

Mode	Operating Expenses per Vehicle Revenue Mile	Operating Expenses per Vehicle Revenue Hour
Demand Response	\$1.89	\$36.14
Bus	\$2.61	\$36.14
<b>Total</b>	<b>\$1.95</b>	<b>\$36.14</b>

##### Service Effectiveness

Mode	Operating Expenses per Unlinked Passenger Trip	Unlinked Trips per Vehicle Revenue Mile	Unlinked Trips per Vehicle Revenue Hour
Demand Response	\$15.74	0.1	2.3
Bus	\$6.78	0.4	5.3
<b>Total</b>	<b>\$13.74</b>	<b>0.1</b>	<b>2.6</b>

Operating Expense per Vehicle Revenue Mile:  
Agency Total



Unlinked Passenger Trips per Vehicle Revenue  
Mile: Agency Total

