

# Brunswick Transit System Inc.

2017 Annual Agency Profile

## General Information

### Service Consumption

53,357 Annual Unlinked Trips (UPT)

### Service Supplied

509,277 Annual Vehicle Revenue Miles (VRM)

16,809 Annual Vehicle Revenue Hours (VRH)

### Summary of Operating Expenses (OE)

\$699,371 Total Operating Expenses

### Database Information

NTDID: 4R06-41058

Reporter Type: Rural General Public Transit

## Financial Information

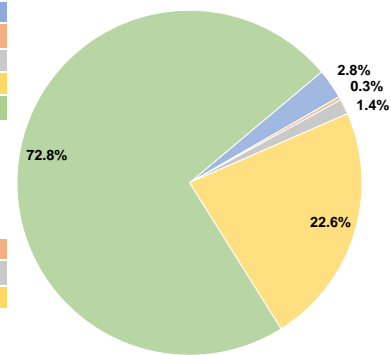
### Sources of Operating Funds Expended

Fare Revenues	\$19,665	2.8%
Local Funds	\$2,253	0.3%
State Funds	\$9,895	1.4%
Federal Assistance	\$158,397	22.6%
Other Funds	\$509,161	72.8%
<b>Total Operating Funds Expended</b>	<b>\$699,371</b>	<b>100.0%</b>

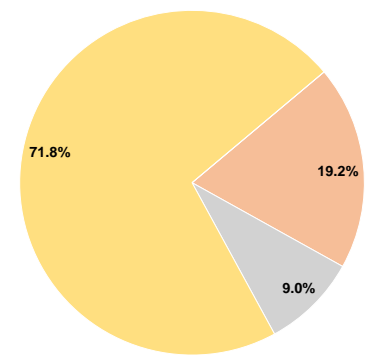
### Sources of Capital Funds Expended

Fare Revenues	\$0	0.0%
Local Funds	\$26,269	19.2%
State Funds	\$12,292	9.0%
Federal Assistance	\$98,343	71.8%
Other Funds	\$0	0.0%
<b>Total Capital Funds Expended</b>	<b>\$136,904</b>	<b>100.0%</b>

### Operating Funding Sources



### Capital Funding Sources



## Modal Characteristics

### Operation Characteristics

#### Vehicles Operated at Maximum Service

Mode	Directly Operated	Purchased Transportation	Operating Expenses	Fare Revenues	Uses of Capital Funds	Annual Unlinked Trips	Annual Vehicle Revenue Miles	Annual Vehicle Revenue Hours
Demand Response	12	-	\$699,371	\$19,665	\$136,904	53,357	509,277	16,809
<b>Total</b>	<b>12</b>	<b>-</b>	<b>\$699,371</b>	<b>\$19,665</b>	<b>\$136,904</b>	<b>53,357</b>	<b>509,277</b>	<b>16,809</b>

### Performance Measures

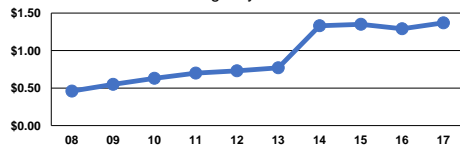
#### Service Efficiency

Mode	Operating Expenses per Vehicle Revenue Mile	Operating Expenses per Vehicle Revenue Hour
Demand Response	\$1.37	\$41.61
<b>Total</b>	<b>\$1.37</b>	<b>\$41.61</b>

#### Service Effectiveness

Mode	Operating Expenses per Unlinked Passenger Trip	Unlinked Trips per Vehicle Revenue Mile	Unlinked Trips per Vehicle Revenue Hour
Demand Response	\$13.11	0.1	3.2
<b>Total</b>	<b>\$13.11</b>	<b>0.1</b>	<b>3.2</b>

Operating Expense per Vehicle Revenue Mile:  
Agency Total



Unlinked Passenger Trips per Vehicle Revenue  
Mile: Agency Total

