

# Person County 2017 Annual Agency Profile

## General Information

### Service Consumption

46,464 Annual Unlinked Trips (UPT)

### Service Supplied

315,442 Annual Vehicle Revenue Miles (VRM)

15,056 Annual Vehicle Revenue Hours (VRH)

### Summary of Operating Expenses (OE)

\$642,686 Total Operating Expenses

### Database Information

NTDID: 4R06-41010

Reporter Type: Rural General Public Transit

## Financial Information

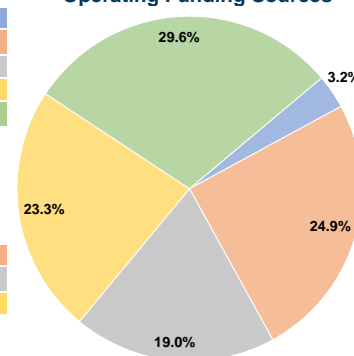
### Sources of Operating Funds Expended

Fare Revenues	\$20,504	3.2%
Local Funds	\$160,002	24.9%
State Funds	\$122,376	19.0%
Federal Assistance	\$149,548	23.3%
Other Funds	\$190,256	29.6%
<b>Total Operating Funds Expended</b>	<b>\$642,686</b>	<b>100.0%</b>

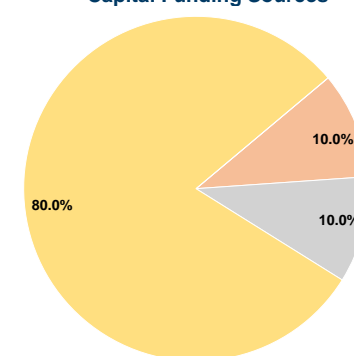
### Sources of Capital Funds Expended

Fare Revenues	\$0	0.0%
Local Funds	\$17,700	10.0%
State Funds	\$17,700	10.0%
Federal Assistance	\$141,600	80.0%
Other Funds	\$0	0.0%
<b>Total Capital Funds Expended</b>	<b>\$177,000</b>	<b>100.0%</b>

### Operating Funding Sources



### Capital Funding Sources



## Modal Characteristics

### Operation Characteristics

#### Vehicles Operated at Maximum Service

Mode	Directly Operated	Purchased Transportation	Operating Expenses	Fare Revenues	Uses of Capital Funds	Annual Unlinked Trips	Annual Vehicle Revenue Miles	Annual Vehicle Revenue Hours
Demand Response	8	-	\$556,588	\$17,757	\$153,288	43,291	287,386	13,039
Bus	1	-	\$86,098	\$2,747	\$23,712	3,173	28,056	2,017
<b>Total</b>	<b>9</b>	<b>-</b>	<b>\$642,686</b>	<b>\$20,504</b>	<b>\$177,000</b>	<b>46,464</b>	<b>315,442</b>	<b>15,056</b>

### Performance Measures

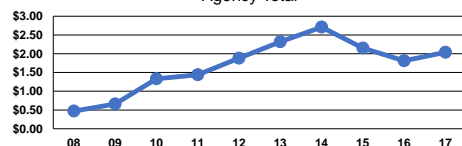
#### Service Efficiency

Mode	Operating Expenses per Vehicle Revenue Mile	Operating Expenses per Vehicle Revenue Hour
Demand Response	\$1.94	\$42.69
Bus	\$3.07	\$42.69
<b>Total</b>	<b>\$2.04</b>	<b>\$42.69</b>

#### Service Effectiveness

Mode	Operating Expenses per Unlinked Passenger Trip	Unlinked Trips per Vehicle Revenue Mile	Unlinked Trips per Vehicle Revenue Hour
Demand Response	\$12.86	0.2	3.3
Bus	\$27.13	0.1	1.6
<b>Total</b>	<b>\$13.83</b>	<b>0.1</b>	<b>3.1</b>

Operating Expense per Vehicle Revenue Mile:  
Agency Total



Unlinked Passenger Trips per Vehicle Revenue  
Mile: Agency Total

