

Polk County Transportation Authority

2017 Annual Agency Profile

General Information

Service Consumption

39,448 Annual Unlinked Trips (UPT)

Service Supplied

381,077 Annual Vehicle Revenue Miles (VRM)

20,851 Annual Vehicle Revenue Hours (VRH)

Summary of Operating Expenses (OE)

\$726,354 Total Operating Expenses

Database Information

NTDID: 4R06-40934

Reporter Type: Rural General Public Transit

Financial Information

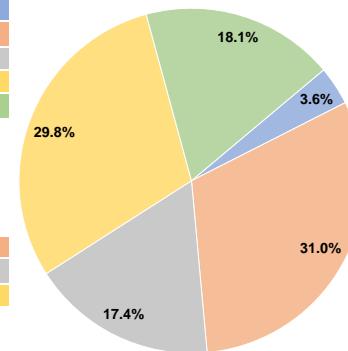
Sources of Operating Funds Expended

Fare Revenues	\$26,396	3.6%
Local Funds	\$225,376	31.0%
State Funds	\$126,336	17.4%
Federal Assistance	\$216,632	29.8%
Other Funds	\$131,614	18.1%
Total Operating Funds Expended	\$726,354	100.0%

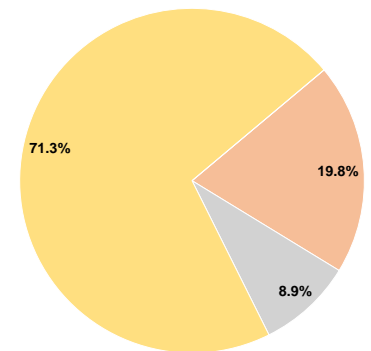
Sources of Capital Funds Expended

Fare Revenues	\$0	0.0%
Local Funds	\$23,450	19.8%
State Funds	\$10,530	8.9%
Federal Assistance	\$84,240	71.3%
Other Funds	\$0	0.0%
Total Capital Funds Expended	\$118,220	100.0%

Operating Funding Sources



Capital Funding Sources



Modal Characteristics

Operation Characteristics

Vehicles Operated at Maximum Service

Mode	Directly Operated	Purchased Transportation	Operating Expenses	Fare Revenues	Uses of Capital Funds	Annual Unlinked Trips	Annual Vehicle Revenue Miles	Annual Vehicle Revenue Hours
Demand Response	12	-	\$649,939	\$26,129	\$118,220	38,999	360,757	19,250
Bus	1	-	\$76,415	\$267	\$0	449	20,320	1,601
Total	13	-	\$726,354	\$26,396	\$118,220	39,448	381,077	20,851

Performance Measures

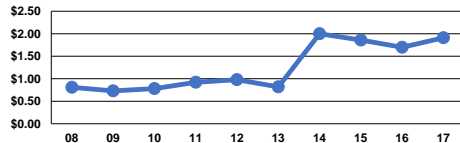
Service Efficiency

Mode	Operating Expenses per Vehicle Revenue Mile	Operating Expenses per Vehicle Revenue Hour
Demand Response	\$1.80	\$33.76
Bus	\$3.76	\$47.73
Total	\$1.91	\$34.84

Service Effectiveness

Mode	Operating Expenses per Unlinked Passenger Trip	Unlinked Trips per Vehicle Revenue Mile	Unlinked Trips per Vehicle Revenue Hour
Demand Response	\$16.67	0.1	2.0
Bus	\$170.19	0.0	0.3
Total	\$18.41	0.1	1.9

Operating Expense per Vehicle Revenue Mile:
Agency Total



Unlinked Passenger Trips per Vehicle Revenue
Mile: Agency Total

