

# DJ Transit, Inc.

## 2017 Annual Agency Profile

### General Information

#### Service Consumption

26,848 Annual Unlinked Trips (UPT)

#### Service Supplied

387,306 Annual Vehicle Revenue Miles (VRM)

19,971 Annual Vehicle Revenue Hours (VRH)

#### Summary of Operating Expenses (OE)

\$559,526 Total Operating Expenses

#### Database Information

NTDID: 4R05-44928

Reporter Type: Rural General Public Transit

### Financial Information

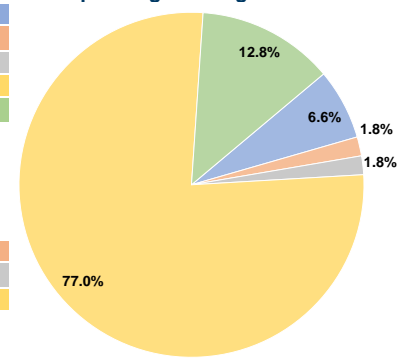
#### Sources of Operating Funds Expended

Fare Revenues	\$37,143	6.6%
Local Funds	\$10,000	1.8%
State Funds	\$9,813	1.8%
Federal Assistance	\$430,878	77.0%
Other Funds	\$71,692	12.8%
<b>Total Operating Funds Expended</b>	<b>\$559,526</b>	<b>100.0%</b>

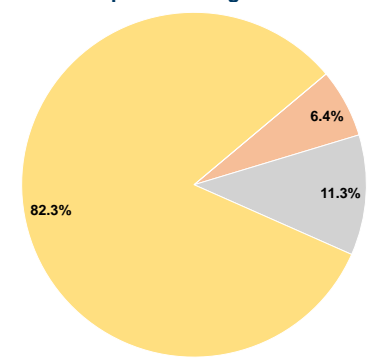
#### Sources of Capital Funds Expended

Fare Revenues	\$0	0.0%
Local Funds	\$5,935	6.4%
State Funds	\$10,405	11.3%
Federal Assistance	\$75,764	82.3%
Other Funds	\$0	0.0%
<b>Total Capital Funds Expended</b>	<b>\$92,104</b>	<b>100.0%</b>

#### Operating Funding Sources



#### Capital Funding Sources



### Modal Characteristics

#### Operation Characteristics

##### Vehicles Operated at Maximum Service

Mode	Directly Operated	Purchased Transportation	Operating Expenses	Fare Revenues	Uses of Capital Funds	Annual Unlinked Trips	Annual Vehicle Revenue Miles	Annual Vehicle Revenue Hours
Demand Response	10	-	\$559,526	\$37,143	\$92,104	26,848	387,306	19,971
<b>Total</b>	<b>10</b>	<b>-</b>	<b>\$559,526</b>	<b>\$37,143</b>	<b>\$92,104</b>	<b>26,848</b>	<b>387,306</b>	<b>19,971</b>

#### Performance Measures

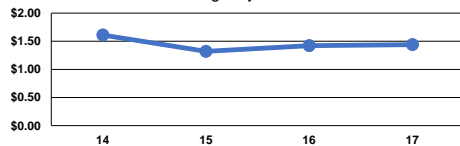
##### Service Efficiency

Mode	Operating Expenses per Vehicle Revenue Mile	Operating Expenses per Vehicle Revenue Hour
Demand Response	\$1.44	\$28.02
<b>Total</b>	<b>\$1.44</b>	<b>\$28.02</b>

##### Service Effectiveness

Mode	Operating Expenses per Unlinked Passenger Trip	Unlinked Trips per Vehicle Revenue Mile	Unlinked Trips per Vehicle Revenue Hour
Demand Response	\$20.84	0.1	1.3
<b>Total</b>	<b>\$20.84</b>	<b>0.1</b>	<b>1.3</b>

Operating Expense per Vehicle Revenue Mile: Agency Total



Unlinked Passenger Trips per Vehicle Revenue Mile: Agency Total

