

Owen County Fiscal Court

2017 Annual Agency Profile

General Information

Service Consumption

7,608 Annual Unlinked Trips (UPT)

Service Supplied

226,747 Annual Vehicle Revenue Miles (VRM)

11,560 Annual Vehicle Revenue Hours (VRH)

Summary of Operating Expenses (OE)

\$343,378 Total Operating Expenses

Database Information

NTDID: 4R04-40997

Reporter Type: Rural General Public Transit

Financial Information

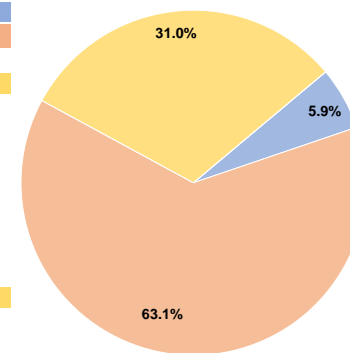
Sources of Operating Funds Expended

Fare Revenues	\$20,250	5.9%
Local Funds	\$216,759	63.1%
State Funds	\$0	0.0%
Federal Assistance	\$106,369	31.0%
Other Funds	\$0	0.0%
Total Operating Funds Expended	\$343,378	100.0%

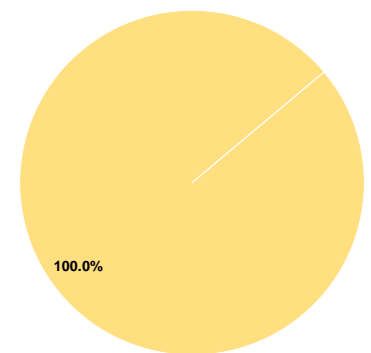
Sources of Capital Funds Expended

Fare Revenues	\$0	0.0%
Local Funds	\$0	0.0%
State Funds	\$0	0.0%
Federal Assistance	\$157,578	100.0%
Other Funds	\$0	0.0%
Total Capital Funds Expended	\$157,578	100.0%

Operating Funding Sources



Capital Funding Sources



Modal Characteristics

Operation Characteristics

Vehicles Operated at Maximum Service

Mode	Directly Operated	Purchased Transportation	Operating Expenses	Fare Revenues	Uses of Capital Funds	Annual Unlinked Trips	Annual Vehicle Revenue Miles	Annual Vehicle Revenue Hours
Demand Response	10	-	\$343,378	\$20,250	\$157,578	7,608	226,747	11,560
Total	10	-	\$343,378	\$20,250	\$157,578	7,608	226,747	11,560

Performance Measures

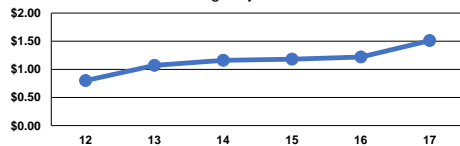
Service Efficiency

Mode	Operating Expenses per Vehicle Revenue Mile	Operating Expenses per Vehicle Revenue Hour
Demand Response	\$1.51	\$29.70
Total	\$1.51	\$29.70

Service Effectiveness

Mode	Operating Expenses per Unlinked Passenger Trip	Unlinked Trips per Vehicle Revenue Mile	Unlinked Trips per Vehicle Revenue Hour
Demand Response	\$45.13	0.0	0.7
Total	\$45.13	0.0	0.7

Operating Expense per Vehicle Revenue Mile:
Agency Total



Unlinked Passenger Trips per Vehicle Revenue
Mile: Agency Total

