

# Paulding County

## 2017 Annual Agency Profile

### General Information

#### Service Consumption

14,546 Annual Unlinked Trips (UPT)

#### Service Supplied

144,402 Annual Vehicle Revenue Miles (VRM)

7,926 Annual Vehicle Revenue Hours (VRH)

#### Summary of Operating Expenses (OE)

\$239,792 Total Operating Expenses

#### Database Information

NTDID: 4R03-41190

Reporter Type: Rural General Public Transit

### Financial Information

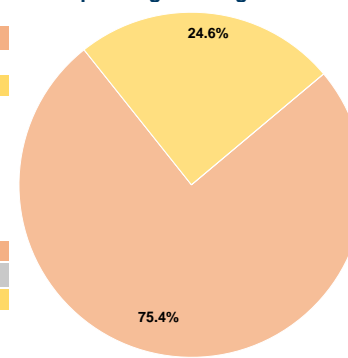
#### Sources of Operating Funds Expended

Fare Revenues	\$0	0.0%
Local Funds	\$180,841	75.4%
State Funds	\$0	0.0%
Federal Assistance	\$58,951	24.6%
Other Funds	\$0	0.0%
<b>Total Operating Funds Expended</b>	<b>\$239,792</b>	<b>100.0%</b>

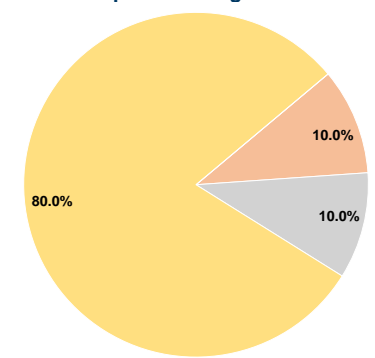
#### Sources of Capital Funds Expended

Fare Revenues	\$0	0.0%
Local Funds	\$19,695	10.0%
State Funds	\$19,695	10.0%
Federal Assistance	\$157,561	80.0%
Other Funds	\$0	0.0%
<b>Total Capital Funds Expended</b>	<b>\$196,951</b>	<b>100.0%</b>

#### Operating Funding Sources



#### Capital Funding Sources



### Modal Characteristics

#### Operation Characteristics

##### Vehicles Operated at Maximum Service

Mode	Directly Operated	Purchased Transportation	Operating Expenses	Fare Revenues	Uses of Capital Funds	Annual Unlinked Trips	Annual Vehicle Revenue Miles	Annual Vehicle Revenue Hours
Demand Response	7	-	\$239,792	\$0	\$196,951	14,546	144,402	7,926
<b>Total</b>	<b>7</b>	<b>-</b>	<b>\$239,792</b>	<b>\$0</b>	<b>\$196,951</b>	<b>14,546</b>	<b>144,402</b>	<b>7,926</b>

#### Performance Measures

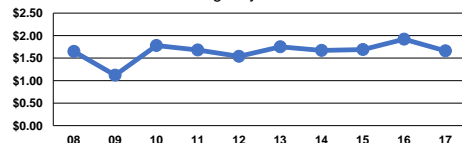
##### Service Efficiency

Mode	Operating Expenses per Vehicle Revenue Mile	Operating Expenses per Vehicle Revenue Hour
Demand Response	\$1.66	\$30.25
<b>Total</b>	<b>\$1.66</b>	<b>\$30.25</b>

##### Service Effectiveness

Mode	Operating Expenses per Unlinked Passenger Trip	Unlinked Trips per Vehicle Revenue Mile	Unlinked Trips per Vehicle Revenue Hour
Demand Response	\$16.49	0.1	1.8
<b>Total</b>	<b>\$16.49</b>	<b>0.1</b>	<b>1.8</b>

Operating Expense per Vehicle Revenue Mile: Agency Total



Unlinked Passenger Trips per Vehicle Revenue Mile: Agency Total

