

Troup County Transit

2017 Annual Agency Profile

General Information

Service Consumption

27,359 Annual Unlinked Trips (UPT)

Service Supplied

120,711 Annual Vehicle Revenue Miles (VRM)

7,586 Annual Vehicle Revenue Hours (VRH)

Summary of Operating Expenses (OE)

\$190,155 Total Operating Expenses

Database Information

NTDID: 4R03-41019

Reporter Type: Rural General Public Transit

Financial Information

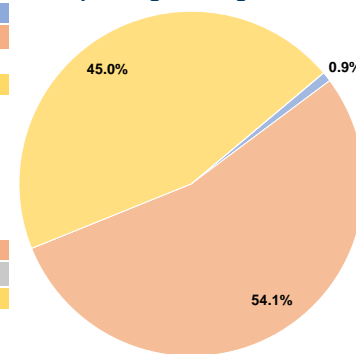
Sources of Operating Funds Expended

Fare Revenues	\$1,732	0.9%
Local Funds	\$102,853	54.1%
State Funds	\$0	0.0%
Federal Assistance	\$85,570	45.0%
Other Funds	\$0	0.0%
Total Operating Funds Expended	\$190,155	100.0%

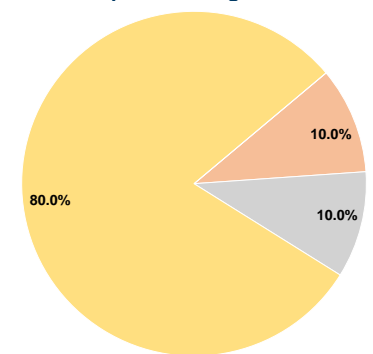
Sources of Capital Funds Expended

Fare Revenues	\$0	0.0%
Local Funds	\$9,001	10.0%
State Funds	\$9,001	10.0%
Federal Assistance	\$72,004	80.0%
Other Funds	\$0	0.0%
Total Capital Funds Expended	\$90,006	100.0%

Operating Funding Sources



Capital Funding Sources



Modal Characteristics

Operation Characteristics

Vehicles Operated at Maximum Service

Mode	Directly Operated	Purchased Transportation	Operating Expenses	Fare Revenues	Uses of Capital Funds	Annual Unlinked Trips	Annual Vehicle Revenue Miles	Annual Vehicle Revenue Hours
Demand Response	7	-	\$190,155	\$1,732	\$90,006	27,359	120,711	7,586
Total	7	-	\$190,155	\$1,732	\$90,006	27,359	120,711	7,586

Performance Measures

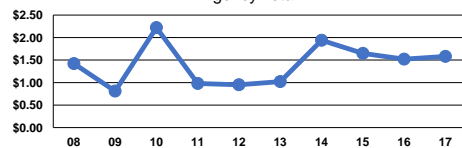
Service Efficiency

Mode	Operating Expenses per Vehicle Revenue Mile	Operating Expenses per Vehicle Revenue Hour
Demand Response	\$1.58	\$25.07
Total	\$1.58	\$25.07

Service Effectiveness

Mode	Operating Expenses per Unlinked Passenger Trip	Unlinked Trips per Vehicle Revenue Mile	Unlinked Trips per Vehicle Revenue Hour
Demand Response	\$6.95	0.2	3.6
Total	\$6.95	0.2	3.6

Operating Expense per Vehicle Revenue Mile:
Agency Total



Unlinked Passenger Trips per Vehicle Revenue
Mile: Agency Total

