

Dodge County Transit

2017 Annual Agency Profile

General Information

Service Consumption

8,372 Annual Unlinked Trips (UPT)

Service Supplied

56,447 Annual Vehicle Revenue Miles (VRM)

4,659 Annual Vehicle Revenue Hours (VRH)

Summary of Operating Expenses (OE)

\$180,252 Total Operating Expenses

Database Information

NTDID: 4R03-40956

Reporter Type: Rural General Public Transit

Financial Information

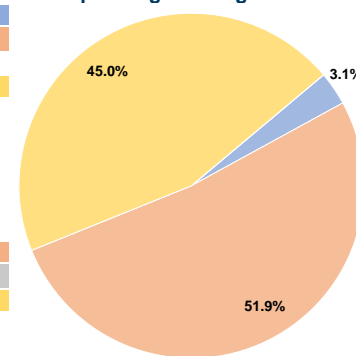
Sources of Operating Funds Expended

Fare Revenues	\$5,668	3.1%
Local Funds	\$93,471	51.9%
State Funds	\$0	0.0%
Federal Assistance	\$81,113	45.0%
Other Funds	\$0	0.0%
Total Operating Funds Expended	\$180,252	100.0%

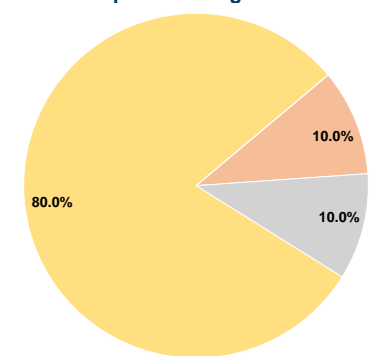
Sources of Capital Funds Expended

Fare Revenues	\$0	0.0%
Local Funds	\$4,136	10.0%
State Funds	\$4,136	10.0%
Federal Assistance	\$33,085	80.0%
Other Funds	\$0	0.0%
Total Capital Funds Expended	\$41,357	100.0%

Operating Funding Sources



Capital Funding Sources



Modal Characteristics

Operation Characteristics

Vehicles Operated at Maximum Service

Mode	Directly Operated	Purchased Transportation	Operating Expenses	Fare Revenues	Uses of Capital Funds	Annual Unlinked Trips	Annual Vehicle Revenue Miles	Annual Vehicle Revenue Hours
Demand Response	4	-	\$180,252	\$5,668	\$41,357	8,372	56,447	4,659
Total	4	-	\$180,252	\$5,668	\$41,357	8,372	56,447	4,659

Performance Measures

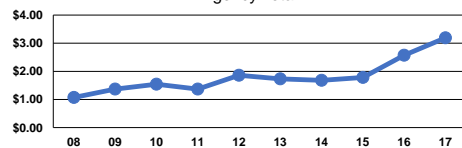
Service Efficiency

Mode	Operating Expenses per Vehicle Revenue Mile	Operating Expenses per Vehicle Revenue Hour
Demand Response	\$3.19	\$38.69
Total	\$3.19	\$38.69

Service Effectiveness

Mode	Operating Expenses per Unlinked Passenger Trip	Unlinked Trips per Vehicle Revenue Mile	Unlinked Trips per Vehicle Revenue Hour
Demand Response	\$21.53	0.1	1.8
Total	\$21.53	0.1	1.8

Operating Expense per Vehicle Revenue Mile:
Agency Total



Unlinked Passenger Trips per Vehicle Revenue
Mile: Agency Total

