

Etowah County Commission

2017 Annual Agency Profile

General Information

Service Consumption

7,886 Annual Unlinked Trips (UPT)

Service Supplied

120,092 Annual Vehicle Revenue Miles (VRM)

4,905 Annual Vehicle Revenue Hours (VRH)

Summary of Operating Expenses (OE)

\$315,779 Total Operating Expenses

Database Information

NTDID: 4R01-40960

Reporter Type: Rural General Public Transit

Financial Information

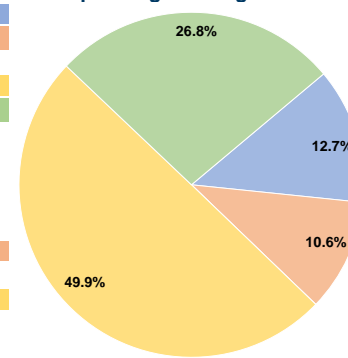
Sources of Operating Funds Expended

Fare Revenues	\$40,253	12.7%
Local Funds	\$33,337	10.6%
State Funds	\$0	0.0%
Federal Assistance	\$157,538	49.9%
Other Funds	\$84,651	26.8%
Total Operating Funds Expended	\$315,779	100.0%

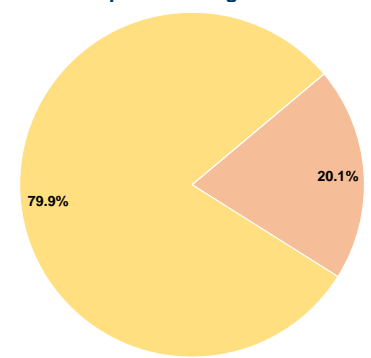
Sources of Capital Funds Expended

Fare Revenues	\$0	0.0%
Local Funds	\$141	20.1%
State Funds	\$0	0.0%
Federal Assistance	\$562	79.9%
Other Funds	\$0	0.0%
Total Capital Funds Expended	\$703	100.0%

Operating Funding Sources



Capital Funding Sources



Modal Characteristics

Operation Characteristics

Vehicles Operated at Maximum Service

Mode	Directly Operated	Purchased Transportation	Operating Expenses	Fare Revenues	Uses of Capital Funds	Annual Unlinked Trips	Annual Vehicle Revenue Miles	Annual Vehicle Revenue Hours
Demand Response	5	-	\$315,779	\$40,253	\$703	7,886	120,092	4,905
Total	5	-	\$315,779	\$40,253	\$703	7,886	120,092	4,905

Performance Measures

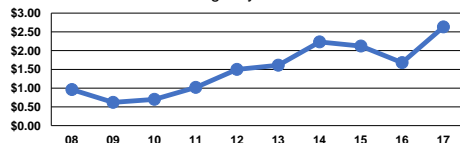
Service Efficiency

Mode	Operating Expenses per Vehicle Revenue Mile	Operating Expenses per Vehicle Revenue Hour
Demand Response	\$2.63	\$64.38
Total	\$2.63	\$64.38

Service Effectiveness

Mode	Operating Expenses per Unlinked Passenger Trip	Unlinked Trips per Vehicle Revenue Mile	Unlinked Trips per Vehicle Revenue Hour
Demand Response	\$40.04	0.1	1.6
Total	\$40.04	0.1	1.6

Operating Expense per Vehicle Revenue Mile:
Agency Total



Unlinked Passenger Trips per Vehicle Revenue
Mile: Agency Total

