

Alamance County Transportation Authority

2017 Annual Agency Profile

General Information

Urbanized Area (UZA) Statistics - 2010 Census

Burlington, NC

90 Square Miles

119,911 Population

261 Pop. Rank out of 498 UZAs

Other UZAs Served

0 North Carolina Non-UZA

Service Area Statistics

435 Square Miles

153,033 Population

Service Consumption

73,552 Annual Unlinked Trips (UPT)

Service Supplied

696,133 Annual Vehicle Revenue Miles (VRM)

49,878 Annual Vehicle Revenue Hours (VRH)

Database Information

NTDID: 40225

Reporter Type: Reduced Reporter

Financial Information

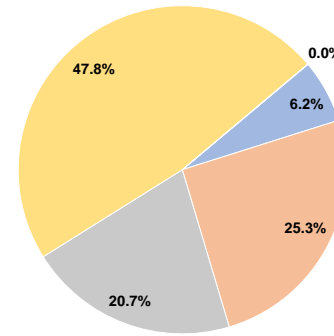
Sources of Operating Funds Expended

Fare Revenues	\$106,038	6.2%
Local Funds	\$429,589	25.3%
State Funds	\$352,540	20.7%
Federal Assistance	\$812,385	47.8%
Other Funds	\$358	0.0%
Total Operating Funds Expended	\$1,700,910	100.0%

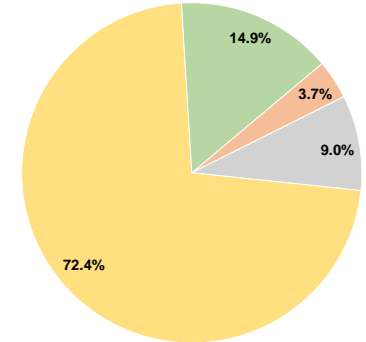
Sources of Capital Funds Expended

Fare Revenues	\$0	0.0%
Local Funds	\$7,142	3.7%
State Funds	\$17,330	9.0%
Federal Assistance	\$138,644	72.4%
Other Funds	\$28,467	14.9%
Total Capital Funds Expended	\$191,583	100.0%

Operating Funding Sources



Capital Funding Sources



Modal Characteristics

Operation Characteristics

Vehicles Operated at Maximum Service

Mode	Directly Operated	Purchased Transportation	Operating Expenses	Fare Revenues	Uses of Capital Funds	Annual Unlinked Trips	Annual Vehicle Revenue Miles	Annual Vehicle Revenue Hours	Average Fleet Age in Years ^a
Demand Response	27	-	\$1,700,910	\$106,038	\$191,583	73,552	696,133	49,878	2.3
Total	27	-	\$1,700,910	\$106,038	\$191,583	73,552	696,133	49,878	

Performance Measures

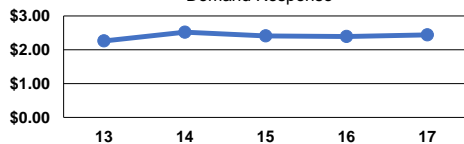
Service Efficiency

Mode	Operating Expenses per Vehicle Revenue Mile	Operating Expenses per Vehicle Revenue Hour
Demand Response	\$2.44	\$34.10
Total	\$2.44	\$34.10

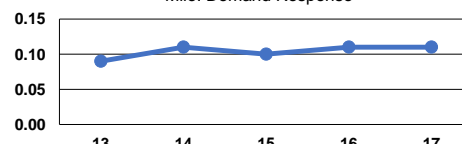
Service Effectiveness

Mode	Operating Expenses per Unlinked Passenger Trip	Unlinked Trips per Vehicle Revenue Mile	Unlinked Trips per Vehicle Revenue Hour
Demand Response	\$23.13	0.1	1.5
Total	\$23.13	0.1	1.5

Operating Expense per Vehicle Revenue Mile: Demand Response



Unlinked Passenger Trips per Vehicle Revenue Mile: Demand Response



Notes:

^aDemand Response - Taxi (DT) and non-dedicated fleets do not report fleet age data.