

# Municipality of Camuy

2017 Annual Agency Profile

P.O. Box 539  
Camuy, PR 00627

## General Information

### Urbanized Area (UZA) Statistics - 2010 Census

Arecibo, PR  
84 Square Miles  
139,171 Population  
232 Pop. Rank out of 498 UZAs

### Other UZAs Served

0 Puerto Rico Non-UZA

### Service Area Statistics

46 Square Miles  
35,159 Population

### Service Consumption

20,250 Annual Unlinked Trips (UPT)

### Service Supplied

74,800 Annual Vehicle Revenue Miles (VRM)  
6,762 Annual Vehicle Revenue Hours (VRH)

### Database Information

NTDID: 40160

Reporter Type: Reduced Reporter

## Financial Information

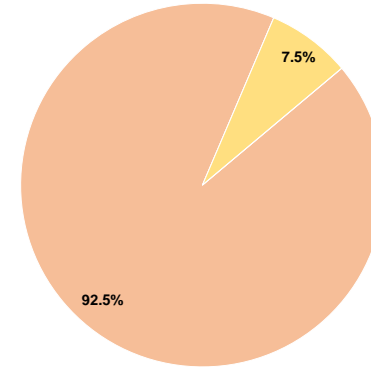
### Sources of Operating Funds Expended

Fare Revenues	\$0	0.0%
Local Funds	\$222,457	92.5%
State Funds	\$0	0.0%
Federal Assistance	\$17,968	7.5%
Other Funds	\$0	0.0%
<b>Total Operating Funds Expended</b>	<b>\$240,425</b>	<b>100.0%</b>

### Sources of Capital Funds Expended

Fare Revenues	\$0
Local Funds	\$0
State Funds	\$0
Federal Assistance	\$0
Other Funds	\$0
<b>Total Capital Funds Expended</b>	<b>\$0</b>

### Operating Funding Sources



## Modal Characteristics

### Operation Characteristics

#### Vehicles Operated at Maximum Service

Mode	Directly Operated	Purchased Transportation	Operating Expenses	Fare Revenues	Uses of Capital Funds	Annual Unlinked Trips	Annual Vehicle Revenue Miles	Annual Vehicle Revenue Hours	Average Fleet Age in Years <sup>a</sup>
Demand Response	3	-	\$82,369	\$0	\$0	3,745	42,878	3,408	5.7
Bus	4	-	\$158,056	\$0	\$0	16,505	31,922	3,354	7.0
<b>Total</b>	<b>7</b>	<b>-</b>	<b>\$240,425</b>	<b>\$0</b>	<b>\$0</b>	<b>20,250</b>	<b>74,800</b>	<b>6,762</b>	

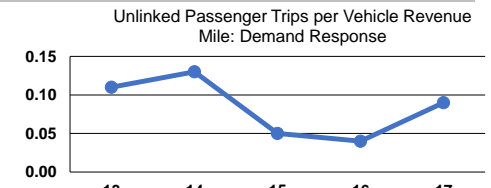
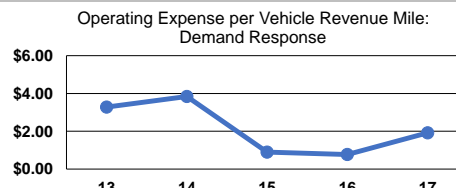
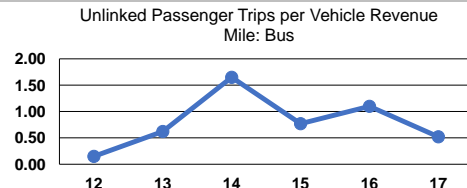
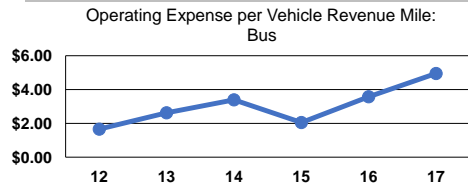
### Performance Measures

#### Service Efficiency

Mode	Operating Expenses per Vehicle Revenue Mile	Operating Expenses per Vehicle Revenue Hour
Demand Response	\$1.92	\$24.17
Bus	\$4.95	\$47.12
<b>Total</b>	<b>\$3.21</b>	<b>\$35.56</b>

#### Service Effectiveness

Mode	Operating Expenses per Unlinked Passenger Trip	Unlinked Trips per Vehicle Revenue Mile	Unlinked Trips per Vehicle Revenue Hour
Demand Response	\$21.99	0.1	1.1
Bus	\$9.58	0.5	4.9
<b>Total</b>	<b>\$11.87</b>	<b>0.3</b>	<b>3.0</b>



#### Notes:

<sup>a</sup>Demand Response - Taxi (DT) and non-dedicated fleets do not report fleet age data.