

Municipality of Cayey

2017 Annual Agency Profile

General Information

Urbanized Area (UZA) Statistics - 2010 Census

San Juan, PR
867 **Square Miles**
2,148,346 **Population**
21 **Pop. Rank out of 498 UZAs**

Other UZAs Served

0 Puerto Rico Non-UZA

Service Area Statistics

40 **Square Miles**
48,594 **Population**

Service Consumption

47,250 **Annual Unlinked Trips (UPT)**

Service Supplied

53,308 **Annual Vehicle Revenue Miles (VRM)**
6,505 **Annual Vehicle Revenue Hours (VRH)**

Database Information

NTDID: 40122

Reporter Type: Reduced Reporter

Financial Information

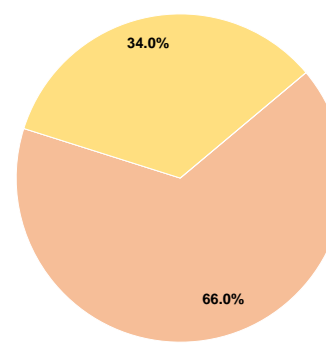
Sources of Operating Funds Expended

Fare Revenues	\$0	0.0%
Local Funds	\$129,082	66.0%
State Funds	\$0	0.0%
Federal Assistance	\$66,509	34.0%
Other Funds	\$0	0.0%
Total Operating Funds Expended	\$195,591	100.0%

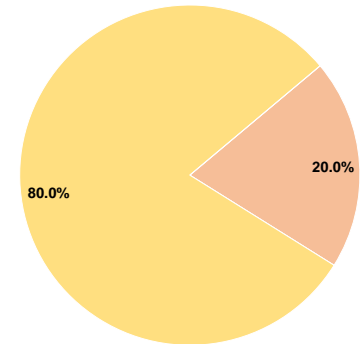
Sources of Capital Funds Expended

Fare Revenues	\$0	0.0%
Local Funds	\$5,300	20.0%
State Funds	\$0	0.0%
Federal Assistance	\$21,200	80.0%
Other Funds	\$0	0.0%
Total Capital Funds Expended	\$26,500	100.0%

Operating Funding Sources



Capital Funding Sources



Modal Characteristics

Operation Characteristics

Vehicles Operated at Maximum Service

Mode	Directly Operated	Purchased Transportation	Operating Expenses	Fare Revenues	Uses of Capital Funds	Annual Unlinked Trips	Annual Vehicle Revenue Miles	Annual Vehicle Revenue Hours	Average Fleet Age in Years ^a
Demand Response	2	-	\$68,004	\$0	\$0	3,513	21,181	2,732	9.2
Bus	4	-	\$127,587	\$0	\$26,500	43,737	32,127	3,773	10.6
Total	6	-	\$195,591	\$0	\$26,500	47,250	53,308	6,505	

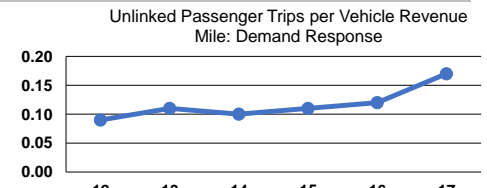
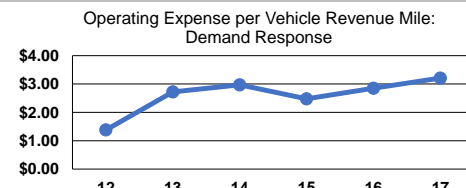
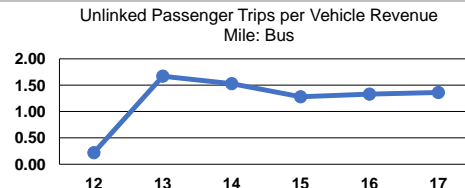
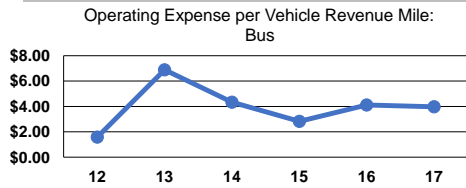
Performance Measures

Service Efficiency

Mode	Operating Expenses per Vehicle Revenue Mile	Operating Expenses per Vehicle Revenue Hour
Demand Response	\$3.21	\$24.89
Bus	\$3.97	\$33.82
Total	\$3.67	\$30.07

Service Effectiveness

Mode	Operating Expenses per Unlinked Passenger Trip	Unlinked Trips per Vehicle Revenue Mile	Unlinked Trips per Vehicle Revenue Hour
Demand Response	\$19.36	0.2	1.3
Bus	\$2.92	1.4	11.6
Total	\$4.14	0.9	7.3



Notes:

^aDemand Response - Taxi (DT) and non-dedicated fleets do not report fleet age data.