

Spartanburg Transit System

2017 Annual Agency Profile

General Information

Urbanized Area (UZA) Statistics - 2010 Census

Spartanburg, SC
190 **Square Miles**
180,786 **Population**
192 **Pop. Rank out of 498 UZAs**

Service Area Statistics

40 **Square Miles**
37,013 **Population**

Service Consumption

397,546 **Annual Unlinked Trips (UPT)**

Service Supplied

275,128 **Annual Vehicle Revenue Miles (VRM)**
21,237 **Annual Vehicle Revenue Hours (VRH)**

Database Information

NTDID: 40101

Reporter Type: Reduced Reporter

Financial Information

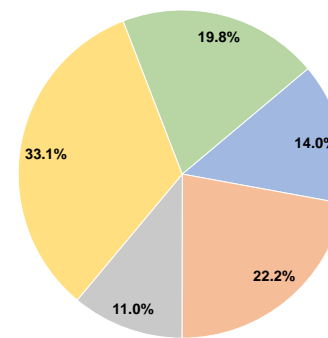
Sources of Operating Funds Expended

Fare Revenues	\$191,077	14.0%
Local Funds	\$302,479	22.2%
State Funds	\$150,621	11.0%
Federal Assistance	\$451,598	33.1%
Other Funds	\$269,752	19.8%
Total Operating Funds Expended	\$1,365,527	100.0%

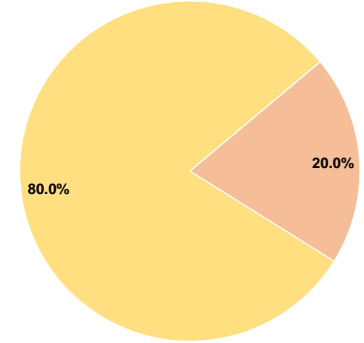
Sources of Capital Funds Expended

Fare Revenues	\$0	0.0%
Local Funds	\$58,853	20.0%
State Funds	\$0	0.0%
Federal Assistance	\$235,413	80.0%
Other Funds	\$0	0.0%
Total Capital Funds Expended	\$294,266	100.0%

Operating Funding Sources



Capital Funding Sources



Modal Characteristics

Operation Characteristics

Vehicles Operated at Maximum Service

Mode	Directly Operated	Purchased Transportation	Operating Expenses	Fare Revenues	Uses of Capital Funds	Annual Unlinked Trips	Annual Vehicle Revenue Miles	Annual Vehicle Revenue Hours	Average Fleet Age in Years ^a
Bus	8	-	\$1,365,527	\$191,077	\$294,266	397,546	275,128	21,237	5.7
Total	8	-	\$1,365,527	\$191,077	\$294,266	397,546	275,128	21,237	

Performance Measures

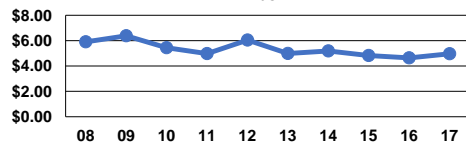
Service Efficiency

Mode	Operating Expenses per Vehicle Revenue Mile	Operating Expenses per Vehicle Revenue Hour
Bus	\$4.96	\$64.30
Total	\$4.96	\$64.30

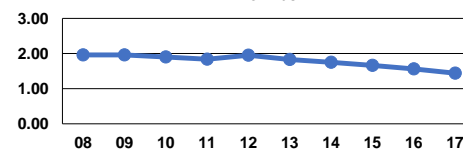
Service Effectiveness

Mode	Operating Expenses per Unlinked Passenger Trip	Unlinked Trips per Vehicle Revenue Mile	Unlinked Trips per Vehicle Revenue Hour
Bus	\$3.43	1.4	18.7
Total	\$3.43	1.4	18.7

Operating Expense per Vehicle Revenue Mile:
Bus



Unlinked Passenger Trips per Vehicle Revenue Mile: Bus



Notes:

^aDemand Response - Taxi (DT) and non-dedicated fleets do not report fleet age data.