

# Unified Human Services Transportation Systems, Inc

2017 Annual Agency Profile

## General Information

### Service Consumption

69,606 Annual Unlinked Trips (UPT)

### Service Supplied

398,184 Annual Vehicle Revenue Miles (VRM)

23,679 Annual Vehicle Revenue Hours (VRH)

### Summary of Operating Expenses (OE)

\$1,045,734 Total Operating Expenses

### Database Information

NTDID: 3R06-30178

Reporter Type: Rural General Public Transit

## Financial Information

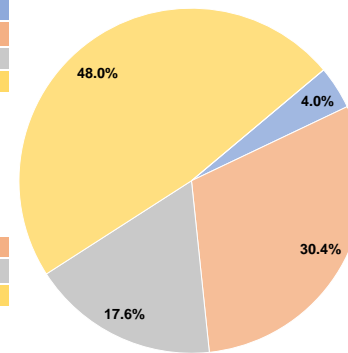
### Sources of Operating Funds Expended

Fare Revenues	\$42,292	4.0%
Local Funds	\$318,026	30.4%
State Funds	\$183,694	17.6%
Federal Assistance	\$501,722	48.0%
Other Funds	\$0	0.0%
<b>Total Operating Funds Expended</b>	<b>\$1,045,734</b>	<b>100.0%</b>

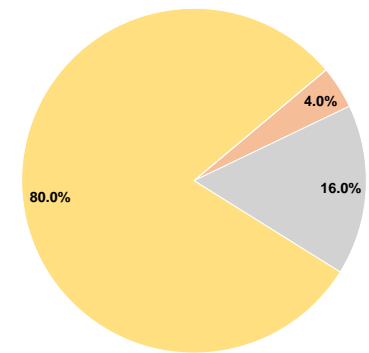
### Sources of Capital Funds Expended

Fare Revenues	\$0	0.0%
Local Funds	\$22,068	4.0%
State Funds	\$88,276	16.0%
Federal Assistance	\$441,379	80.0%
Other Funds	\$0	0.0%
<b>Total Capital Funds Expended</b>	<b>\$551,723</b>	<b>100.0%</b>

### Operating Funding Sources



### Capital Funding Sources



## Modal Characteristics

### Operation Characteristics

#### Vehicles Operated at Maximum Service

Mode	Directly Operated	Purchased Transportation	Operating Expenses	Fare Revenues	Uses of Capital Funds	Annual Unlinked Trips	Annual Vehicle Revenue Miles	Annual Vehicle Revenue Hours
Demand Response	24	-	\$1,045,734	\$42,292	\$551,723	69,606	398,184	23,679
<b>Total</b>	<b>24</b>	<b>-</b>	<b>\$1,045,734</b>	<b>\$42,292</b>	<b>\$551,723</b>	<b>69,606</b>	<b>398,184</b>	<b>23,679</b>

### Performance Measures


#### Service Efficiency

Mode	Operating Expenses per Vehicle Revenue Mile	Operating Expenses per Vehicle Revenue Hour
Demand Response	\$2.63	\$44.16
<b>Total</b>	<b>\$2.63</b>	<b>\$44.16</b>

#### Service Effectiveness

Mode	Operating Expenses per Unlinked Passenger Trip	Unlinked Trips per Vehicle Revenue Mile	Unlinked Trips per Vehicle Revenue Hour
Demand Response	\$15.02	0.2	2.9
<b>Total</b>	<b>\$15.02</b>	<b>0.2</b>	<b>2.9</b>

Operating Expense per Vehicle Revenue Mile: Agency Total



Unlinked Passenger Trips per Vehicle Revenue Mile: Agency Total

