

# District Three Public Transit

2017 Annual Agency Profile

## General Information

### Service Consumption

162,030 Annual Unlinked Trips (UPT)

### Service Supplied

493,537 Annual Vehicle Revenue Miles (VRM)

47,793 Annual Vehicle Revenue Hours (VRH)

### Summary of Operating Expenses (OE)

\$1,999,848 Total Operating Expenses

### Database Information

NTDID: 3R06-30123

Reporter Type: Rural General Public Transit

## Financial Information

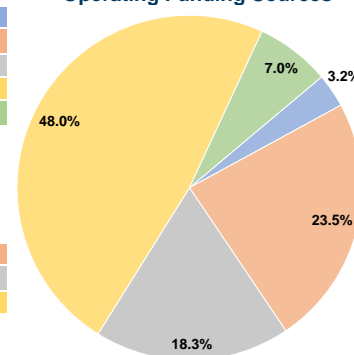
### Sources of Operating Funds Expended

Fare Revenues	\$63,313	3.2%
Local Funds	\$470,072	23.5%
State Funds	\$366,721	18.3%
Federal Assistance	\$960,276	48.0%
Other Funds	\$139,466	7.0%
<b>Total Operating Funds Expended</b>	<b>\$1,999,848</b>	<b>100.0%</b>

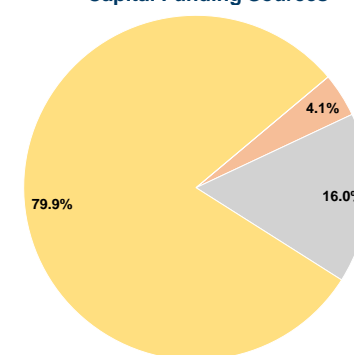
### Sources of Capital Funds Expended

Fare Revenues	\$0	0.0%
Local Funds	\$28,402	4.1%
State Funds	\$110,058	16.0%
Federal Assistance	\$550,292	79.9%
Other Funds	\$0	0.0%
<b>Total Capital Funds Expended</b>	<b>\$688,752</b>	<b>100.0%</b>

### Operating Funding Sources



### Capital Funding Sources



## Modal Characteristics

### Operation Characteristics

#### Vehicles Operated at Maximum Service

Mode	Directly Operated	Purchased Transportation	Operating Expenses	Fare Revenues	Uses of Capital Funds	Annual Unlinked Trips	Annual Vehicle Revenue Miles	Annual Vehicle Revenue Hours
Demand Response	25	-	\$1,999,848	\$63,313	\$688,752	162,030	493,537	47,793
<b>Total</b>	<b>25</b>	<b>-</b>	<b>\$1,999,848</b>	<b>\$63,313</b>	<b>\$688,752</b>	<b>162,030</b>	<b>493,537</b>	<b>47,793</b>

### Performance Measures

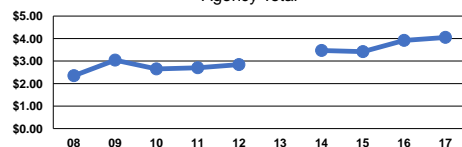
#### Service Efficiency

Mode	Operating Expenses per Vehicle Revenue Mile	Operating Expenses per Vehicle Revenue Hour
Demand Response	\$4.05	\$41.84
<b>Total</b>	<b>\$4.05</b>	<b>\$41.84</b>

#### Service Effectiveness

Mode	Operating Expenses per Unlinked Passenger Trip	Unlinked Trips per Vehicle Revenue Mile	Unlinked Trips per Vehicle Revenue Hour
Demand Response	\$12.34	0.3	3.4
<b>Total</b>	<b>\$12.34</b>	<b>0.3</b>	<b>3.4</b>

Operating Expense per Vehicle Revenue Mile:  
Agency Total



Unlinked Passenger Trips per Vehicle Revenue  
Mile: Agency Total

