

New River Transit Authority

2017 Annual Agency Profile

General Information

Urbanized Area (UZA) Statistics - 2010 Census

Beckley, WV
61 Square Miles
64,022 Population
430 Pop. Rank out of 498 UZAs

Service Area Statistics

61 Square Miles
62,637 Population

Service Consumption

43,413 Annual Unlinked Trips (UPT)

Service Supplied

258,966 Annual Vehicle Revenue Miles (VRM)
19,509 Annual Vehicle Revenue Hours (VRH)

Database Information

NTDID: 30199

Reporter Type: Reduced Reporter

Financial Information

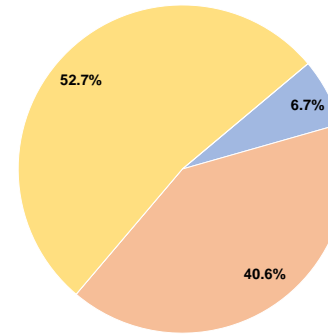
Sources of Operating Funds Expended

Fare Revenues	\$64,521	6.7%
Local Funds	\$391,465	40.6%
State Funds	\$0	0.0%
Federal Assistance	\$507,904	52.7%
Other Funds	\$0	0.0%
Total Operating Funds Expended	\$963,890	100.0%

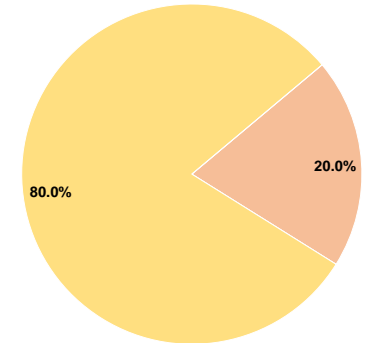
Sources of Capital Funds Expended

Fare Revenues	\$0	0.0%
Local Funds	\$30,046	20.0%
State Funds	\$0	0.0%
Federal Assistance	\$120,180	80.0%
Other Funds	\$0	0.0%
Total Capital Funds Expended	\$150,226	100.0%

Operating Funding Sources



Capital Funding Sources



Modal Characteristics

Operation Characteristics

Vehicles Operated at Maximum Service

Mode	Directly Operated	Purchased Transportation	Operating Expenses	Fare Revenues	Uses of Capital Funds	Annual Unlinked Trips	Annual Vehicle Revenue Miles	Annual Vehicle Revenue Hours	Average Fleet Age in Years ^a
Bus	-	16	\$936,755	\$64,521	\$150,226	43,413	258,966	19,509	5.0
Total	-	16	\$936,755	\$64,521	\$150,226	43,413	258,966	19,509	

Performance Measures

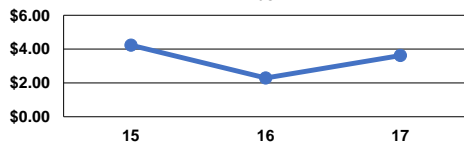
Service Efficiency

Mode	Operating Expenses per Vehicle Revenue Mile	Operating Expenses per Vehicle Revenue Hour
Bus	\$3.62	\$48.02
Total	\$3.62	\$48.02

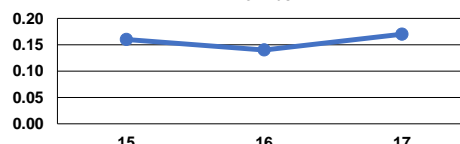
Service Effectiveness

Mode	Operating Expenses per Unlinked Passenger Trip	Unlinked Trips per Vehicle Revenue Mile	Unlinked Trips per Vehicle Revenue Hour
Bus	\$21.58	0.2	2.2
Total	\$21.58	0.2	2.2

Operating Expense per Vehicle Revenue Mile: Bus



Unlinked Passenger Trips per Vehicle Revenue Mile: Bus



Notes:

^aDemand Response - Taxi (DT) and non-dedicated fleets do not report fleet age data.