

City of Suffolk - Suffolk Transit

2017 Annual Agency Profile

General Information

Urbanized Area (UZA) Statistics - 2010 Census

Virginia Beach, VA
515 Square Miles
1,439,666 Population
34 Pop. Rank out of 498 UZAs

Service Area Statistics

73 Square Miles
87,677 Population

Service Consumption

115,001 Annual Unlinked Trips (UPT)

Service Supplied

263,575 Annual Vehicle Revenue Miles (VRM)
15,275 Annual Vehicle Revenue Hours (VRH)

Database Information

NTDID: 30198

Reporter Type: Reduced Reporter

Financial Information

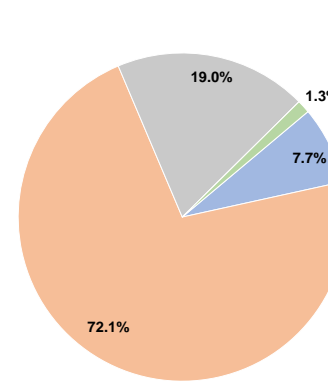
Sources of Operating Funds Expended

Fare Revenues	\$76,069	7.7%
Local Funds	\$715,225	72.1%
State Funds	\$188,364	19.0%
Federal Assistance	\$0	0.0%
Other Funds	\$12,791	1.3%
Total Operating Funds Expended	\$992,449	100.0%

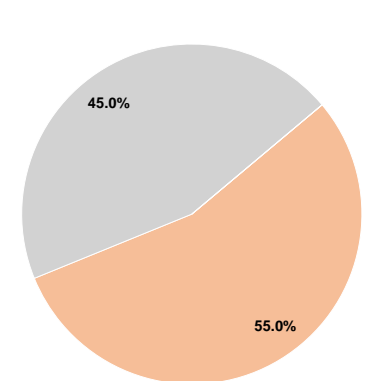
Sources of Capital Funds Expended

Fare Revenues	\$0	0.0%
Local Funds	\$61,638	55.0%
State Funds	\$50,529	45.0%
Federal Assistance	\$0	0.0%
Other Funds	\$0	0.0%
Total Capital Funds Expended	\$112,167	100.0%

Operating Funding Sources



Capital Funding Sources



Modal Characteristics

Operation Characteristics

Vehicles Operated at Maximum Service

Mode	Directly Operated	Purchased Transportation	Operating Expenses	Fare Revenues	Uses of Capital Funds	Annual Unlinked Trips	Annual Vehicle Revenue Miles	Annual Vehicle Revenue Hours	Average Fleet Age in Years ^a
Demand Response	-	1	\$85,101	\$5,424	\$0	1,917	9,220	1,450	0.0
Bus	-	7	\$898,648	\$70,645	\$112,167	113,084	254,355	13,825	2.9
Total	-	8	\$983,749	\$76,069	\$112,167	115,001	263,575	15,275	

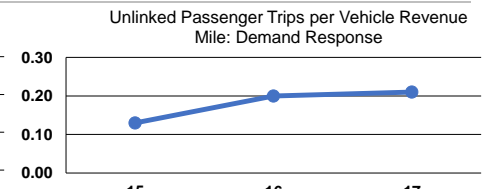
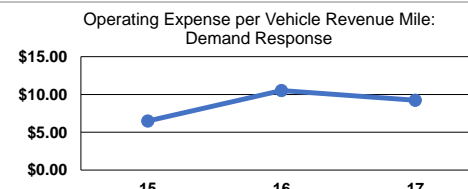
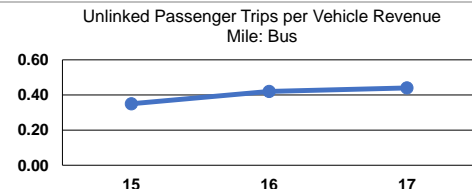
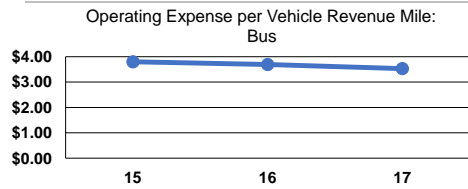
Performance Measures

Service Efficiency

Mode	Operating Expenses per Vehicle Revenue Mile	Operating Expenses per Vehicle Revenue Hour
Demand Response	\$9.23	\$58.69
Bus	\$3.53	\$65.00
Total	\$3.73	\$64.40

Service Effectiveness

Mode	Operating Expenses per Unlinked Passenger Trip	Unlinked Trips per Vehicle Revenue Mile	Unlinked Trips per Vehicle Revenue Hour
Demand Response	\$44.39	0.2	1.3
Bus	\$7.95	0.4	8.2
Total	\$8.55	0.4	7.5



Notes:

^aDemand Response - Taxi (DT) and non-dedicated fleets do not report fleet age data.