

Allegany County Transit

2017 Annual Agency Profile

General Information

Urbanized Area (UZA) Statistics - 2010 Census

Cumberland, MD-WV-PA
33 **Square Miles**
51,899 **Population**
484 **Pop. Rank out of 498 UZAs**

Other UZAs Served

0 Maryland Non-UZA

Service Area Statistics

131 **Square Miles**
68,780 **Population**

Service Consumption

258,896 **Annual Unlinked Trips (UPT)**

Service Supplied

325,780 **Annual Vehicle Revenue Miles (VRM)**
30,681 **Annual Vehicle Revenue Hours (VRH)**

Database Information

NTDID: 30041

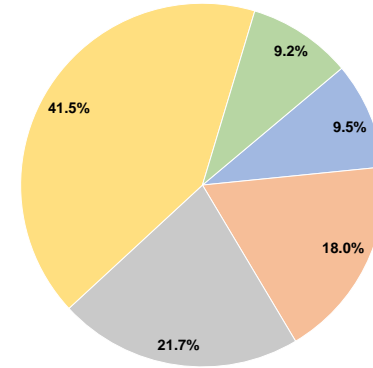
Reporter Type: Reduced Reporter

Financial Information

Sources of Operating Funds Expended

Fare Revenues	\$166,386	9.5%
Local Funds	\$315,070	18.0%
State Funds	\$379,135	21.7%
Federal Assistance	\$725,585	41.5%
Other Funds	\$161,502	9.2%
Total Operating Funds Expended	\$1,747,678	100.0%

Operating Funding Sources



Sources of Capital Funds Expended

Fare Revenues	\$0
Local Funds	\$0
State Funds	\$0
Federal Assistance	\$0
Other Funds	\$0
Total Capital Funds Expended	\$0

Modal Characteristics

Operation Characteristics

Vehicles Operated at Maximum Service

Mode	Directly Operated	Purchased Transportation	Operating Expenses	Fare Revenues	Uses of Capital Funds	Annual Unlinked Trips	Annual Vehicle Revenue Miles	Annual Vehicle Revenue Hours	Average Fleet Age in Years ^a
Demand Response	7	-	\$308,724	\$6,397	\$0	17,530	105,076	9,322	9.4
Bus	6	-	\$1,438,954	\$159,989	\$0	241,366	220,704	21,359	7.9
Total	13	-	\$1,747,678	\$166,386	\$0	258,896	325,780	30,681	

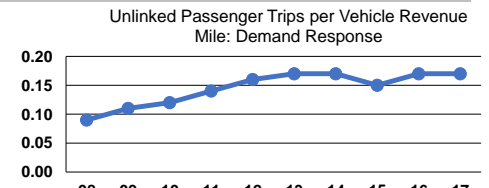
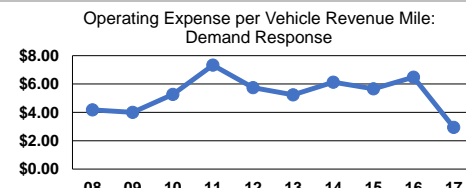
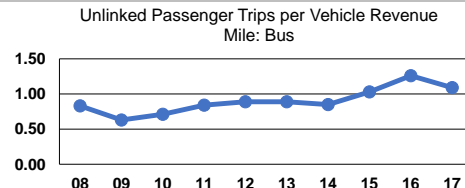
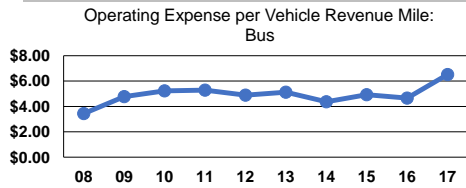
Performance Measures

Service Efficiency

Mode	Operating Expenses per Vehicle Revenue Mile	Operating Expenses per Vehicle Revenue Hour
Demand Response	\$2.94	\$33.12
Bus	\$6.52	\$67.37
Total	\$5.36	\$56.96

Service Effectiveness

Mode	Operating Expenses per Unlinked Passenger Trip	Unlinked Trips per Vehicle Revenue Mile	Unlinked Trips per Vehicle Revenue Hour
Demand Response	\$17.61	0.2	1.9
Bus	\$5.96	1.1	11.3
Total	\$6.75	0.8	8.4



Notes:

^aDemand Response - Taxi (DT) and non-dedicated fleets do not report fleet age data.