

Watertown CitiBus

2017 Annual Agency Profile

General Information

Urbanized Area (UZA) Statistics - 2010 Census

Watertown, NY

41 Square Miles

57,840 Population

455 Pop. Rank out of 498 UZAs

Service Area Statistics

17 Square Miles

28,266 Population

Service Consumption

135,006 Annual Unlinked Trips (UPT)

Service Supplied

141,191 Annual Vehicle Revenue Miles (VRM)

12,937 Annual Vehicle Revenue Hours (VRH)

Database Information

NTDID: 20215

Reporter Type: Reduced Reporter

Financial Information

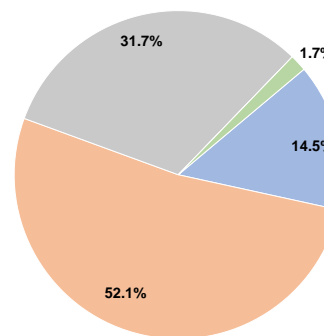
Sources of Operating Funds Expended

Fare Revenues	\$131,183	14.5%
Local Funds	\$470,346	52.1%
State Funds	\$285,526	31.7%
Federal Assistance	\$0	0.0%
Other Funds	\$14,950	1.7%
Total Operating Funds Expended	\$902,005	100.0%

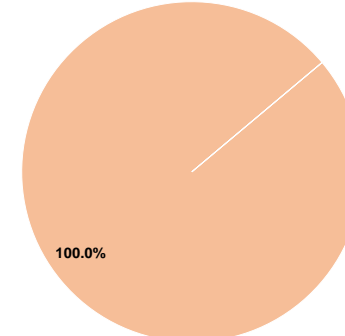
Sources of Capital Funds Expended

Fare Revenues	\$0	0.0%
Local Funds	\$161,860	100.0%
State Funds	\$0	0.0%
Federal Assistance	\$0	0.0%
Other Funds	\$0	0.0%
Total Capital Funds Expended	\$161,860	100.0%

Operating Funding Sources



Capital Funding Sources



Modal Characteristics

Operation Characteristics

Vehicles Operated at Maximum Service

Mode	Directly Operated	Purchased Transportation	Operating Expenses	Fare Revenues	Uses of Capital Funds	Annual Unlinked Trips	Annual Vehicle Revenue Miles	Annual Vehicle Revenue Hours	Average Fleet Age in Years ^a
Demand Response	-	2	\$129,297	\$24,445	\$65,066	9,295	26,890	2,919	5.5
Bus	3	-	\$772,708	\$106,738	\$96,794	125,711	114,301	10,018	12.8
Total	3	2	\$902,005	\$131,183	\$161,860	135,006	141,191	12,937	

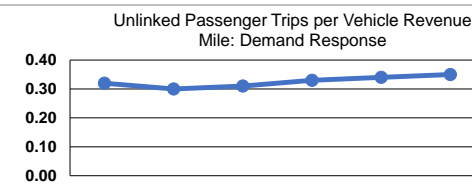
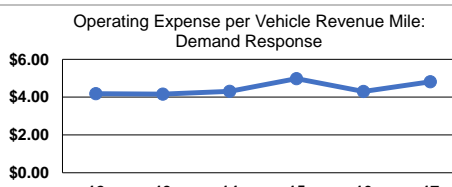
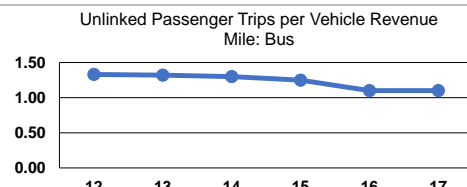
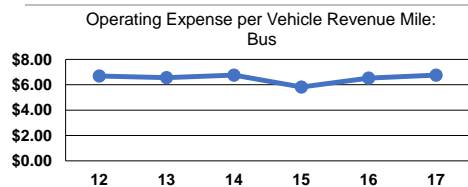
Performance Measures

Service Efficiency

Mode	Operating Expenses per Vehicle Revenue Mile	Operating Expenses per Vehicle Revenue Hour
Demand Response	\$4.81	\$44.29
Bus	\$6.76	\$77.13
Total	\$6.39	\$69.72

Service Effectiveness

Mode	Operating Expenses per Unlinked Passenger Trip	Unlinked Trips per Vehicle Revenue Mile	Unlinked Trips per Vehicle Revenue Hour
Demand Response	\$13.91	0.3	3.2
Bus	\$6.15	1.1	12.5
Total	\$6.68	1.0	10.4



Notes:

^aDemand Response - Taxi (DT) and non-dedicated fleets do not report fleet age data.

