

County of Mercer

2017 Annual Agency Profile

General Information

Urbanized Area (UZA) Statistics - 2010 Census

Trenton, NJ
106 **Square Miles**
296,668 **Population**
128 **Pop. Rank out of 498 UZAs**

Other UZAs Served

0 New Jersey Non-UZA, 429 Twin Rivers-Hightstown, NJ

Service Area Statistics

226 **Square Miles**
367,063 **Population**

Service Consumption

110,978 **Annual Unlinked Trips (UPT)**

Service Supplied

404,416 **Annual Vehicle Revenue Miles (VRM)**
29,693 **Annual Vehicle Revenue Hours (VRH)**

Database Information

NTDID: 20211

Reporter Type: Reduced Reporter

Financial Information

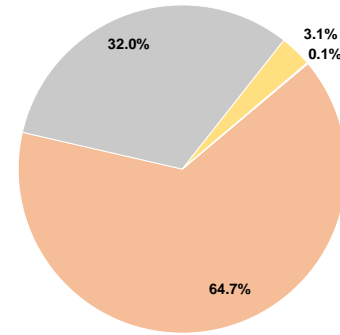
Sources of Operating Funds Expended

Fare Revenues	\$0	0.0%
Local Funds	\$1,779,988	64.7%
State Funds	\$881,101	32.0%
Federal Assistance	\$86,492	3.1%
Other Funds	\$3,110	0.1%
Total Operating Funds Expended	\$2,750,691	100.0%

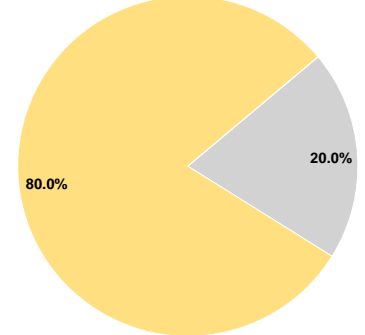
Sources of Capital Funds Expended

Fare Revenues	\$0	0.0%
Local Funds	\$0	0.0%
State Funds	\$18,618	20.0%
Federal Assistance	\$74,470	80.0%
Other Funds	\$0	0.0%
Total Capital Funds Expended	\$93,088	100.0%

Operating Funding Sources



Capital Funding Sources



Modal Characteristics

Operation Characteristics

Vehicles Operated at Maximum Service

Mode	Directly Operated	Purchased Transportation	Operating Expenses	Fare Revenues	Uses of Capital Funds	Annual Unlinked Trips	Annual Vehicle Revenue Miles	Annual Vehicle Revenue Hours	Average Fleet Age in Years ^a
Demand Response	27	-	\$2,750,691	\$0	\$93,088	110,978	404,416	29,693	4.3
Total	27	-	\$2,750,691	\$0	\$93,088	110,978	404,416	29,693	

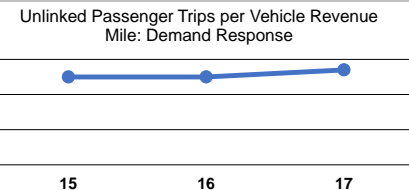
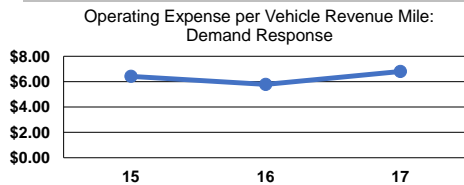
Performance Measures

Service Efficiency

Mode	Operating Expenses per Vehicle Revenue Mile	Operating Expenses per Vehicle Revenue Hour
Demand Response	\$6.80	\$92.64
Total	\$6.80	\$92.64

Service Effectiveness

Mode	Operating Expenses per Unlinked Passenger Trip	Unlinked Trips per Vehicle Revenue Mile	Unlinked Trips per Vehicle Revenue Hour
Demand Response	\$24.79	0.3	3.7
Total	\$24.79	0.3	3.7



Notes:

^aDemand Response - Taxi (DT) and non-dedicated fleets do not report fleet age data.