

Gloucester County Division of Transportation Services

2017 Annual Agency Profile

General Information

Urbanized Area (UZA) Statistics - 2010 Census

Philadelphia, PA-NJ-DE-MD
1,981 **Square Miles**
5,441,567 **Population**
5 **Pop. Rank out of 498 UZAs**

Other UZAs Served

0 New Jersey Non-UZA

Service Area Statistics

329 **Square Miles**
290,265 **Population**

Service Consumption

39,317 **Annual Unlinked Trips (UPT)**

Service Supplied

251,196 **Annual Vehicle Revenue Miles (VRM)**
15,588 **Annual Vehicle Revenue Hours (VRH)**

Database Information

NTDID: 20195

Reporter Type: Reduced Reporter

Financial Information

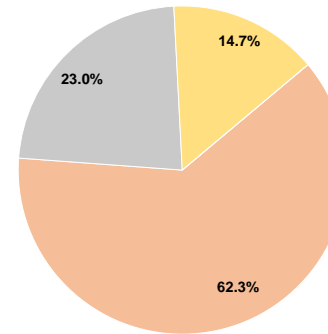
Sources of Operating Funds Expended

Fare Revenues	\$0	0.0%
Local Funds	\$1,592,307	62.3%
State Funds	\$588,389	23.0%
Federal Assistance	\$376,071	14.7%
Other Funds	\$0	0.0%
Total Operating Funds Expended	\$2,556,767	100.0%

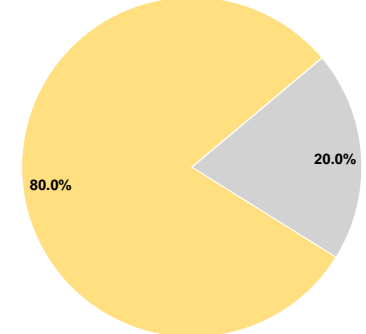
Sources of Capital Funds Expended

Fare Revenues	\$0	0.0%
Local Funds	\$0	0.0%
State Funds	\$24,461	20.0%
Federal Assistance	\$97,845	80.0%
Other Funds	\$0	0.0%
Total Capital Funds Expended	\$122,306	100.0%

Operating Funding Sources



Capital Funding Sources



Modal Characteristics

Operation Characteristics

Vehicles Operated at Maximum Service

Mode	Directly Operated	Purchased Transportation	Operating Expenses	Fare Revenues	Uses of Capital Funds	Annual Unlinked Trips	Annual Vehicle Revenue Miles	Annual Vehicle Revenue Hours	Average Fleet Age in Years ^a
Demand Response	20 ¹	3 ¹	\$2,393,701 ¹	\$0	\$122,306 ¹	39,317	251,196	15,588	3.5
Total	20	3	\$2,393,701	\$0	\$122,306	39,317	251,196	15,588	

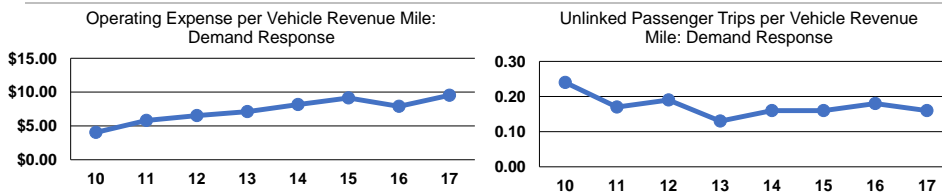
Performance Measures

Service Efficiency

Mode	Operating Expenses per Vehicle Revenue Mile	Operating Expenses per Vehicle Revenue Hour
Demand Response	\$9.53	\$153.56
Total	\$9.53	\$153.56

Service Effectiveness

Mode	Operating Expenses per Unlinked Passenger Trip	Unlinked Trips per Vehicle Revenue Mile	Unlinked Trips per Vehicle Revenue Hour
Demand Response	\$60.88	0.2	2.5
Total	\$60.88	0.2	2.5



Notes:

^aDemand Response - Taxi (DT) and non-dedicated fleets do not report fleet age data.

¹Excludes data for purchased transportation filed separately.

*This agency has a purchased transportation relationship in which they buy service from Senior Citizens United Community Services of Camden County, Inc. (NTDID: 20204), and in which the data are captured in another report for mode DR/PT.