

# Isle au Haut Boat Services

2017 Annual Agency Profile

## General Information

### Service Consumption

20,378 Annual Unlinked Trips (UPT)

### Service Supplied

13,580 Annual Vehicle Revenue Miles (VRM)

1,577 Annual Vehicle Revenue Hours (VRH)

### Summary of Operating Expenses (OE)

\$629,825 Total Operating Expenses

### Database Information

NTDID: 1R03-10167

Reporter Type: Rural General Public Transit

## Financial Information

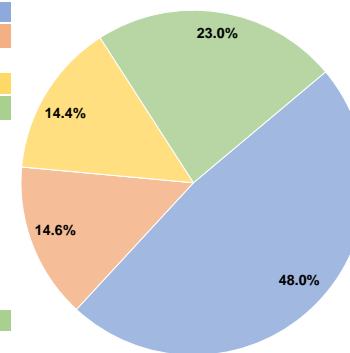
### Sources of Operating Funds Expended

Fare Revenues	\$302,198	48.0%
Local Funds	\$91,899	14.6%
State Funds	\$0	0.0%
Federal Assistance	\$90,913	14.4%
Other Funds	\$144,815	23.0%
<b>Total Operating Funds Expended</b>	<b>\$629,825</b>	<b>100.0%</b>

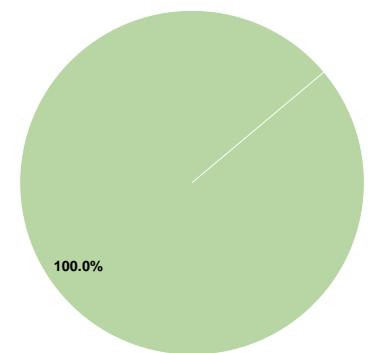
### Sources of Capital Funds Expended

Fare Revenues	\$0	0.0%
Local Funds	\$0	0.0%
State Funds	\$0	0.0%
Federal Assistance	\$0	0.0%
Other Funds	\$281,969	100.0%
<b>Total Capital Funds Expended</b>	<b>\$281,969</b>	<b>100.0%</b>

### Operating Funding Sources



### Capital Funding Sources



## Modal Characteristics

### Operation Characteristics

#### Vehicles Operated at Maximum Service

Mode	Directly Operated	Purchased Transportation	Operating Expenses	Fare Revenues	Uses of Capital Funds	Annual Unlinked Trips	Annual Vehicle Revenue Miles	Annual Vehicle Revenue Hours
Ferryboat	2	-	\$629,825	\$302,198	\$281,969	20,378	13,580	1,577
<b>Total</b>	<b>2</b>	<b>-</b>	<b>\$629,825</b>	<b>\$302,198</b>	<b>\$281,969</b>	<b>20,378</b>	<b>13,580</b>	<b>1,577</b>

### Performance Measures

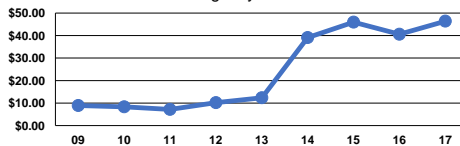
#### Service Efficiency

Mode	Operating Expenses per Vehicle Revenue Mile	Operating Expenses per Vehicle Revenue Hour
Ferryboat	\$46.38	\$399.38
<b>Total</b>	<b>\$46.38</b>	<b>\$399.38</b>

#### Service Effectiveness

Mode	Operating Expenses per Unlinked Passenger Trip	Unlinked Trips per Vehicle Revenue Mile	Unlinked Trips per Vehicle Revenue Hour
Ferryboat	\$30.91	1.5	12.9
<b>Total</b>	<b>\$30.91</b>	<b>1.5</b>	<b>12.9</b>

Operating Expense per Vehicle Revenue Mile:  
Agency Total



Unlinked Passenger Trips per Vehicle Revenue  
Mile: Agency Total

