

Jalbert Leasing, Inc. DBA C&J Bus Lines

2017 Annual Agency Profile

General Information

Urbanized Area (UZA) Statistics - 2010 Census

Portsmouth, NH-ME
93 Square Miles
88,200 Population
329 Pop. Rank out of 498 UZAs

Other UZAs Served

See Below

Service Area Statistics

2,449 Square Miles
536,001 Population

Service Consumption

746,212 Annual Unlinked Trips (UPT)

Service Supplied

2,596,483 Annual Vehicle Revenue Miles (VRM)
78,235 Annual Vehicle Revenue Hours (VRH)

Database Information

NTDID: 10122

Reporter Type: Reduced Reporter

Financial Information

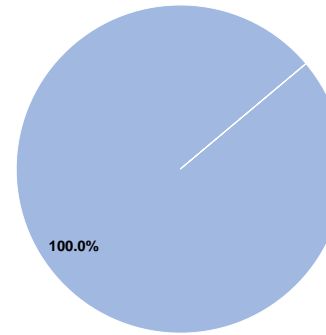
Sources of Operating Funds Expended

Fare Revenues	\$13,845,622	100.0%
Local Funds	\$0	0.0%
State Funds	\$0	0.0%
Federal Assistance	\$0	0.0%
Other Funds	\$0	0.0%
Total Operating Funds Expended	\$13,845,622	100.0%

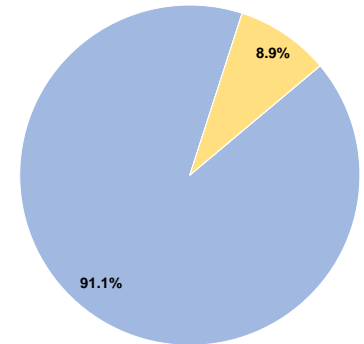
Sources of Capital Funds Expended

Fare Revenues	\$1,692,344	91.1%
Local Funds	\$0	0.0%
State Funds	\$0	0.0%
Federal Assistance	\$165,538	8.9%
Other Funds	\$0	0.0%
Total Capital Funds Expended	\$1,857,882	100.0%

Operating Funding Sources



Capital Funding Sources



Modal Characteristics

Operation Characteristics

Vehicles Operated at Maximum Service

Mode	Directly Operated	Purchased Transportation	Operating Expenses	Fare Revenues	Uses of Capital Funds	Annual Unlinked Trips	Annual Vehicle Revenue Miles	Annual Vehicle Revenue Hours	Average Fleet Age in Years ^a
Commuter Bus	30	-	\$13,845,622	\$15,537,966	\$1,857,882	746,212	2,596,483	78,235	4.8
Total	30	-	\$13,845,622	\$15,537,966	\$1,857,882	746,212	2,596,483	78,235	

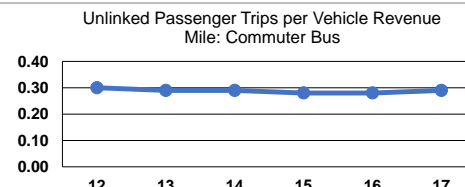
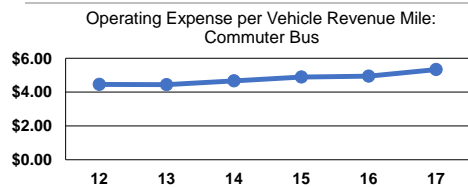
Performance Measures

Service Efficiency

Mode	Operating Expenses per Vehicle Revenue Mile	Operating Expenses per Vehicle Revenue Hour
Commuter Bus	\$5.33	\$176.97
Total	\$5.33	\$176.97

Service Effectiveness

Mode	Operating Expenses per Unlinked Passenger Trip	Unlinked Trips per Vehicle Revenue Mile	Unlinked Trips per Vehicle Revenue Hour
Commuter Bus	\$18.55	0.3	9.5
Total	\$18.55	0.3	9.5



Notes:

^aDemand Response - Taxi (DT) and non-dedicated fleets do not report fleet age data.

Other UZAs Served: 331 Dover-Rochester, NH-ME, 10 Boston, MA-NH-RI, 1 New York-Newark, NY-NJ-CT, 0 Massachusetts Non-UZA, 0 New Hampshire Non-UZA

