

Okanogan Transit

2017 Annual Agency Profile

General Information

Service Consumption

58,293 Annual Unlinked Trips (UPT)

Service Supplied

484,146 Annual Vehicle Revenue Miles (VRM)

19,738 Annual Vehicle Revenue Hours (VRH)

Summary of Operating Expenses (OE)

\$1,550,102 Total Operating Expenses

Database Information

NTDID: 0R03-00405

Reporter Type: Rural General Public Transit

Financial Information

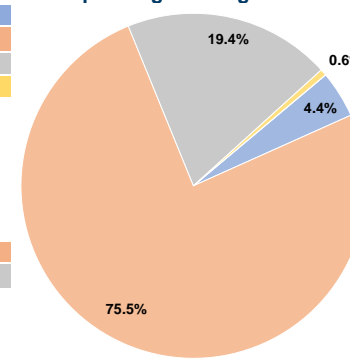
Sources of Operating Funds Expended

Fare Revenues	\$68,277	4.4%
Local Funds	\$1,170,936	75.5%
State Funds	\$301,443	19.4%
Federal Assistance	\$9,446	0.6%
Other Funds	\$0	0.0%
Total Operating Funds Expended	\$1,550,102	100.0%

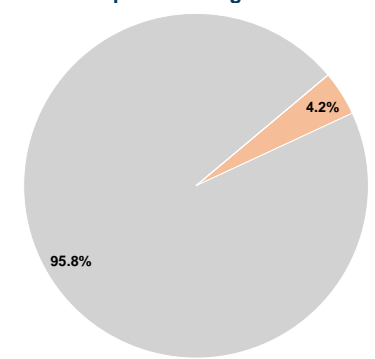
Sources of Capital Funds Expended

Fare Revenues	\$0	0.0%
Local Funds	\$3,651	4.2%
State Funds	\$83,421	95.8%
Federal Assistance	\$0	0.0%
Other Funds	\$0	0.0%
Total Capital Funds Expended	\$87,072	100.0%

Operating Funding Sources



Capital Funding Sources



Modal Characteristics

Operation Characteristics

Vehicles Operated at Maximum Service

Mode	Directly Operated	Purchased Transportation	Operating Expenses	Fare Revenues	Uses of Capital Funds	Annual Unlinked Trips	Annual Vehicle Revenue Miles	Annual Vehicle Revenue Hours
Demand Response	-	8	\$175,459	\$0	\$0	7,970	35,829	3,270
Bus	7	-	\$1,371,961	\$45,084	\$87,072	43,269	400,121	15,344
Vanpool	4	-	\$2,682	\$23,193	\$0	7,054	48,196	1,124
Total	11	8	\$1,550,102	\$68,277	\$87,072	58,293	484,146	19,738

Performance Measures

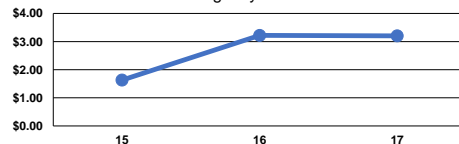
Service Efficiency

Mode	Operating Expenses per Vehicle Revenue Mile	Operating Expenses per Vehicle Revenue Hour
Demand Response	\$4.90	\$53.66
Bus	\$3.43	\$89.41
Vanpool	\$0.06	\$2.39
Total	\$3.20	\$78.53

Service Effectiveness

Mode	Operating Expenses per Unlinked Passenger Trip	Unlinked Trips per Vehicle Revenue Mile	Unlinked Trips per Vehicle Revenue Hour
Demand Response	\$22.01	0.2	2.4
Bus	\$31.71	0.1	2.8
Vanpool	\$0.38	0.1	6.3
Total	\$26.59	0.1	3.0

Operating Expense per Vehicle Revenue Mile:
Agency Total



Unlinked Passenger Trips per Vehicle Revenue
Mile: Agency Total

