

Lincoln County Transportation Service District

2017 Annual Agency Profile

General Information

Service Consumption

317,291 Annual Unlinked Trips (UPT)

Service Supplied

534,341 Annual Vehicle Revenue Miles (VRM)

31,165 Annual Vehicle Revenue Hours (VRH)

Summary of Operating Expenses (OE)

\$1,770,818 Total Operating Expenses

Database Information

NTDID: 0R02-00310

Reporter Type: Rural General Public Transit

Financial Information

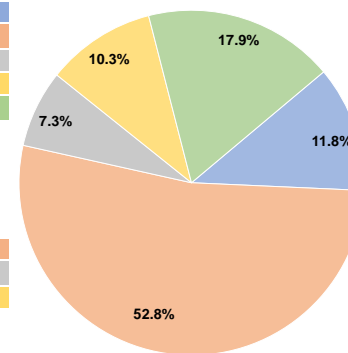
Sources of Operating Funds Expended

Fare Revenues	\$209,422	11.8%
Local Funds	\$934,431	52.8%
State Funds	\$128,540	7.3%
Federal Assistance	\$181,676	10.3%
Other Funds	\$316,749	17.9%
Total Operating Funds Expended	\$1,770,818	100.0%

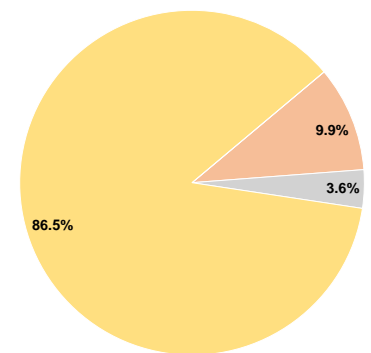
Sources of Capital Funds Expended

Fare Revenues	\$0	0.0%
Local Funds	\$36,108	9.9%
State Funds	\$13,114	3.6%
Federal Assistance	\$315,480	86.5%
Other Funds	\$0	0.0%
Total Capital Funds Expended	\$364,702	100.0%

Operating Funding Sources



Capital Funding Sources



Modal Characteristics

Operation Characteristics

Vehicles Operated at Maximum Service

Mode	Directly Operated	Purchased Transportation	Operating Expenses	Fare Revenues	Uses of Capital Funds	Annual Unlinked Trips	Annual Vehicle Revenue Miles	Annual Vehicle Revenue Hours
Commuter Bus	1	-	\$301,018	\$30,791	\$0	6,337	90,838	3,376
Demand Response	4	-	\$478,210	\$62,732	\$142,697	62,362	164,272	6,898
Bus	8	-	\$991,590	\$115,899	\$222,005	248,592	279,231	20,891
Total	13	-	\$1,770,818	\$209,422	\$364,702	317,291	534,341	31,165

Performance Measures

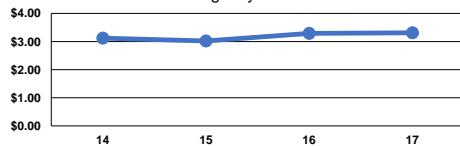
Service Efficiency

Mode	Operating Expenses per Vehicle Revenue Mile	Operating Expenses per Vehicle Revenue Hour
Commuter Bus	\$3.31	\$89.16
Demand Response	\$2.91	\$69.33
Bus	\$3.55	\$47.46
Total	\$3.31	\$56.82

Service Effectiveness

Mode	Operating Expenses per Unlinked Passenger Trip	Unlinked Trips per Vehicle Revenue Mile	Unlinked Trips per Vehicle Revenue Hour
Commuter Bus	\$47.50	0.1	1.9
Demand Response	\$7.67	0.4	9.0
Bus	\$3.99	0.9	11.9
Total	\$5.58	0.6	10.2

Operating Expense per Vehicle Revenue Mile:
Agency Total



Unlinked Passenger Trips per Vehicle Revenue
Mile: Agency Total

