

Coos County Area Transit

2017 Annual Agency Profile

General Information

Service Consumption

45,785 Annual Unlinked Trips (UPT)

Service Supplied

216,575 Annual Vehicle Revenue Miles (VRM)

17,356 Annual Vehicle Revenue Hours (VRH)

Summary of Operating Expenses (OE)

\$776,539 Total Operating Expenses

Database Information

NTDID: 0R02-00307

Reporter Type: Rural General Public Transit

Financial Information

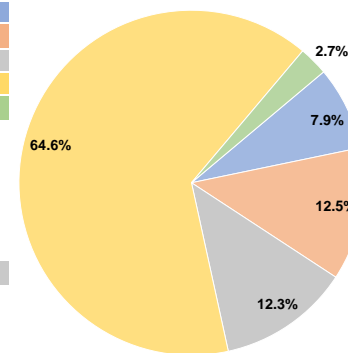
Sources of Operating Funds Expended

Fare Revenues	\$61,003	7.9%
Local Funds	\$96,909	12.5%
State Funds	\$95,902	12.3%
Federal Assistance	\$501,512	64.6%
Other Funds	\$21,213	2.7%
Total Operating Funds Expended	\$776,539	100.0%

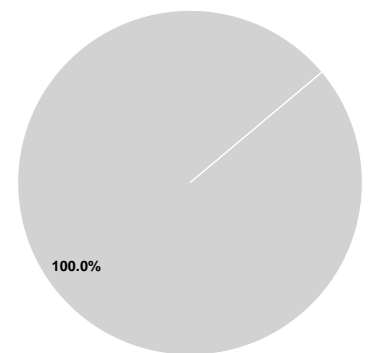
Sources of Capital Funds Expended

Fare Revenues	\$0	0.0%
Local Funds	\$0	0.0%
State Funds	\$94,564	100.0%
Federal Assistance	\$0	0.0%
Other Funds	\$0	0.0%
Total Capital Funds Expended	\$94,564	100.0%

Operating Funding Sources



Capital Funding Sources



Modal Characteristics

Operation Characteristics

Vehicles Operated at Maximum Service

Mode	Directly Operated	Purchased Transportation	Operating Expenses	Fare Revenues	Uses of Capital Funds	Annual Unlinked Trips	Annual Vehicle Revenue Miles	Annual Vehicle Revenue Hours
Commuter Bus	4	-	\$131,679	\$9,178	\$0	6,188	52,747	3,104
Demand Response	6	-	\$456,745	\$25,828	\$94,564	15,762	101,648	10,627
Bus	3	-	\$188,115	\$25,997	\$0	23,835	62,180	3,625
Total	13	-	\$776,539	\$61,003	\$94,564	45,785	216,575	17,356

Performance Measures

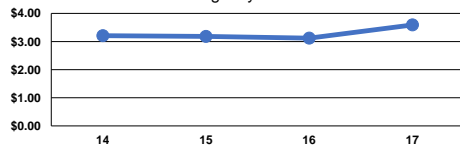
Service Efficiency

Mode	Operating Expenses per Vehicle Revenue Mile	Operating Expenses per Vehicle Revenue Hour
Commuter Bus	\$2.50	\$42.42
Demand Response	\$4.49	\$42.98
Bus	\$3.03	\$51.89
Total	\$3.59	\$44.74

Service Effectiveness

Mode	Operating Expenses per Unlinked Passenger Trip	Unlinked Trips per Vehicle Revenue Mile	Unlinked Trips per Vehicle Revenue Hour
Commuter Bus	\$21.28	0.1	2.0
Demand Response	\$28.98	0.2	1.5
Bus	\$7.89	0.4	6.6
Total	\$16.96	0.2	2.6

Operating Expense per Vehicle Revenue Mile: Agency Total



Unlinked Passenger Trips per Vehicle Revenue Mile: Agency Total

